

ECP Audio T4 JJ ECC81 300R unbal REPORT

Overall Result: PASS

SUMMARY:	RESULT
A01 Ampl, Phase, Gain	✓
A02 Ampl, Phase vs Freq	✓
A03 Gain vs Ampl	✓
A04 THD+N, THD, nth-HD 2 3 4 - THD+N minus 2nd and 3rd harmonics	✓
A05 THD+N vs Freq	✓
A06 THD+N vs Ampl	✓
A07 Noise, SNR	✓
A08 Crosstalk A to B	✓
A09 Crosstalk B to A	✓
A10 Crosstalk A to B vs Freq	✓
A11 Crosstalk B to A vs Freq	✓
A12 FFT 1000 Hz THD+N	✓
A13 FFT 50+7000Hz	✓
A14 FFT 600+1700 Hz	✓
A15 FFT 19+20 KHz	✓
A16 FFT residual noise	✓

KEY: ✓ = Test passes, ✗ = Test fails, OK = Test has run but has no limit checking, (✗) = Test has failed to run or has not completed, [✓] = Test passes but is not required, [✗] = Test fails but is not required, ? = Test is required but has not been run.
- = Test is not required.

[Back to top](#)

A01 Ampl, Phase, Gain: PASSED

Measured at 2/4/2020 10:07:05 PM

Generator Settings		
Channel A:	sine, 0 dBu at 1000 Hz	
Channel B:	sine, 0 dBu at 1000 Hz	
Signal Analyzer Readings		
RMS amplitude (Channel A)	0.053 dBu	< 3 dBu > -3 dBu
RMS amplitude (Channel B)	-0.046 dBu	< 3 dBu > -3 dBu
Inter-channel phase	-0.02 °	< 10 ° > -10 °
CTA Readings		
Gain (Channel A RMS)	0.053 dB	< 3 dB > -3 dB
Gain (Channel B RMS)	-0.046 dB	< 3 dB > -3 dB
Settings: Generator relative, 22 Hz - 22 kHz, unweighted RMS with 1/3rd octave band-pass filter at the generator frequency		

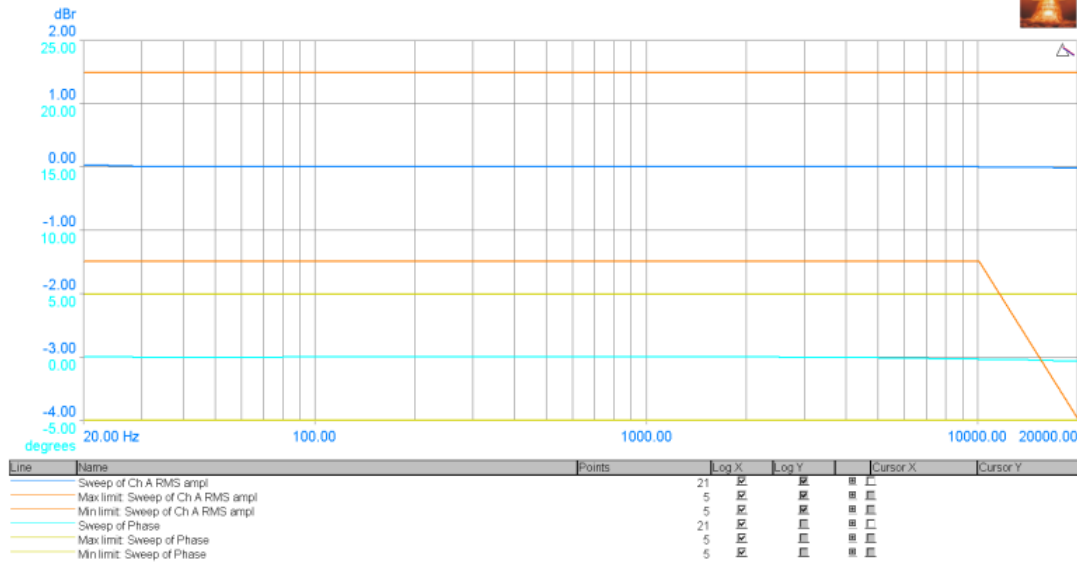
[Back to top](#)

A02 Ampl, Phase vs Freq: PASSED

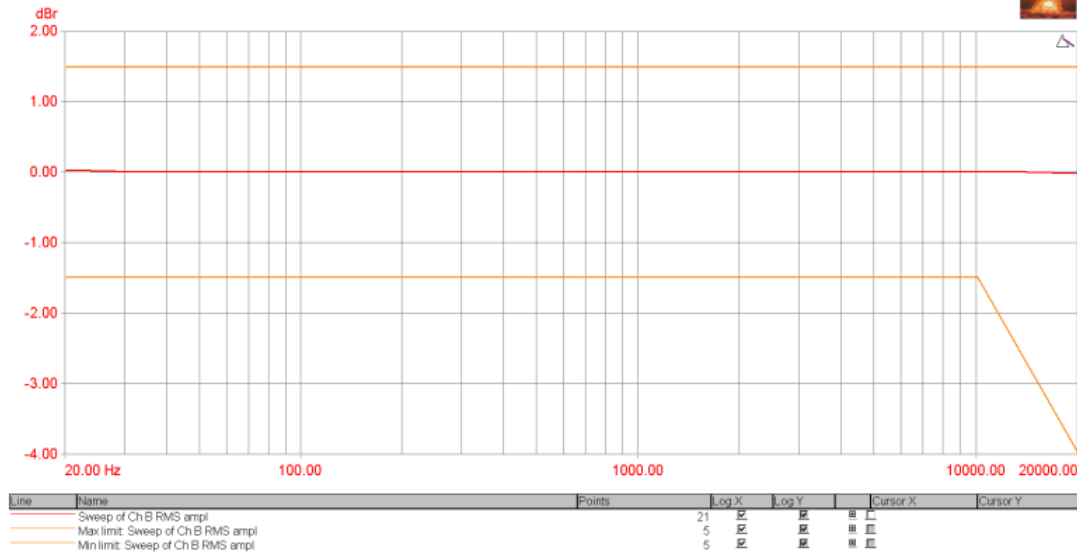
Measured at 2/4/2020 10:07:07 PM

Generator Settings	
Channel A:	sine, -3 dBFS at 1000 Hz
Channel B:	sine, -3 dBFS at 1000 Hz

Frequency Response and Inter-channel Phase



Frequency Response and Inter-channel Phase

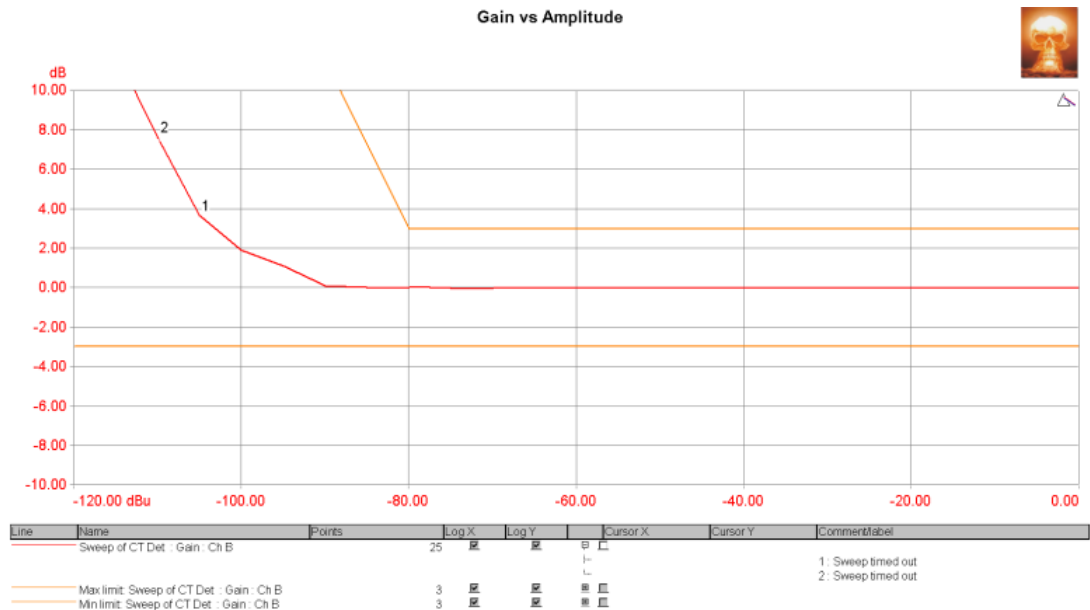
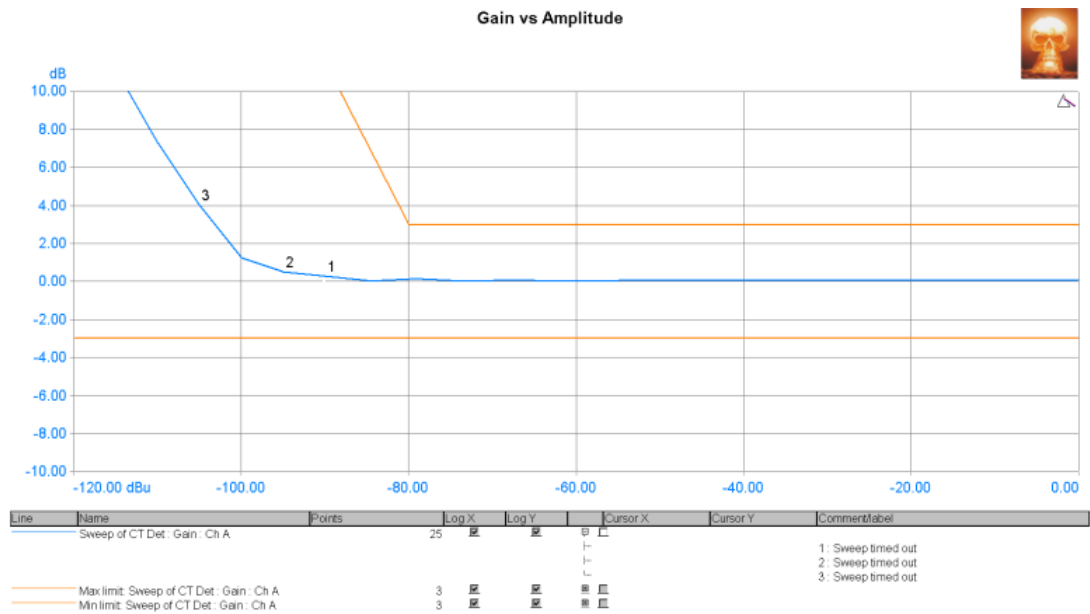


[Back to top](#)

A03 Gain vs Ampl: **PASSED**

Measured at 2/4/2020 10:07:15 PM

Generator Settings	
Channel A:	sine, 0 dBu at 1000 Hz
Channel B:	sine, 0 dBu at 1000 Hz



[Back to top](#)

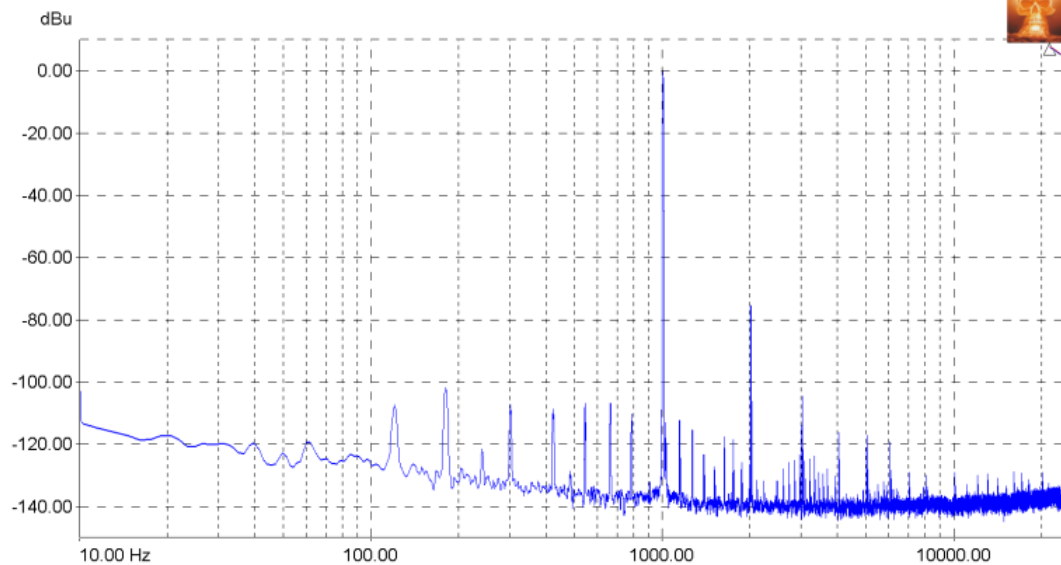
A04 THD+N, THD, nth-HD 2 3 4 - THD+N minus 2nd and 3rd harmonics: PASSED

Measured at 2/4/2020 10:07:31 PM

Generator Settings		
Channel A:	sine, 0 dBu at 1000 Hz	
Channel B:	sine, 0 dBu at 1000 Hz	

Signal Analyzer Readings		
RMS amplitude (Channel A)	0.053 dBu	Not limit checked.
RMS amplitude (Channel B)	-0.046 dBu	Not limit checked.

CTA Readings		
THD+N - relative (Channel A RMS)	0.01584 %	< 200 % > 0 %
THD+N - relative (Channel B RMS)	0.01494 %	< 200 % > 0 %
Settings: Self relative, 22 Hz - 22 kHz, unweighted RMS with 1/3rd octave band-reject filter at the input frequency		



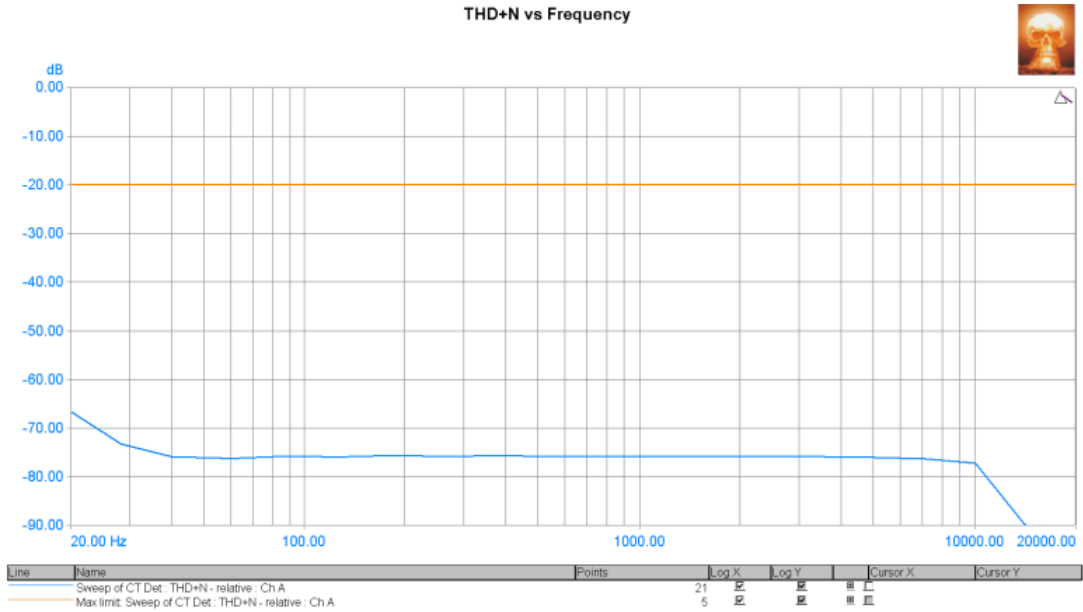
FFT Detector Readings		
THD (Channel A)	0.01678 %	< 200 % > 0 %
THD (Channel B)	0.01561 %	< 200 % > 0 %
FFTD 1 Settings: Self relative, 22 Hz - 22 kHz, unweighted with band-pass notch filters from the 2nd to 10th harmonics		
2nd Harmonic Distortion (Channel A)	0.01677 %	< 200 % > 0 %
2nd Harmonic Distortion (Channel B)	0.01555 %	< 200 % > 0 %
FFTD 2 Settings: Self relative, 22 Hz - 22 kHz, unweighted with band-pass notch filter at the 2nd harmonic		
3rd Harmonic Distortion (Channel A)	0.00057 %	< 200 % > 0 %
3rd Harmonic Distortion (Channel B)	0.00131 %	< 200 % > 0 %
FFTD 3 Settings: Self relative, 22 Hz - 22 kHz, unweighted with band-pass notch filter at the 3rd harmonic		
4th Harmonic Distortion (Channel A)	0.00016 %	Not limit checked.
4th Harmonic Distortion (Channel B)	0.00014 %	Not limit checked.
FFTD 4 Settings: Self relative, 22 Hz - 22 kHz, unweighted with band-pass notch filter at the 4th harmonic		
5th Harmonic Distortion (Channel A)	0.00014 %	Not limit checked.
5th Harmonic Distortion (Channel B)	0.00016 %	Not limit checked.
FFTD 5 Settings: Self relative, 22 Hz - 22 kHz, unweighted with band-pass notch filter at the 5th harmonic		
4+HD + N (Channel A)	0.00168 %	< 0.05 % > 0 %
4+HD + N (Channel B)	0.00179 %	< 0.05 % > 0 %
FFTD 6 Settings: Self relative, 22 Hz - 22 kHz, unweighted with band-reject notch filters, fundamental to the 3rd harmonic		
Hum (Channel A)	0.00017 %	< 0.017783 % > 0 %
Hum (Channel B)	0.00024 %	< 0.017783 % > 0 %
FFTD 7 Settings: Self relative, 22 Hz - 22 kHz, unweighted with window notch (14 bins) band-pass filter at 60 Hz		
Noise (residual) (Channel A)	0.00166 %	< 0.017783 % > 0 %
Noise (residual) (Channel B)	0.00177 %	< 0.017783 % > 0 %
FFTD 8 Settings: Self relative, 22 Hz - 22 kHz, unweighted with band-reject notch filters, fundamental to the 10th harmonic		

[Back to top](#)

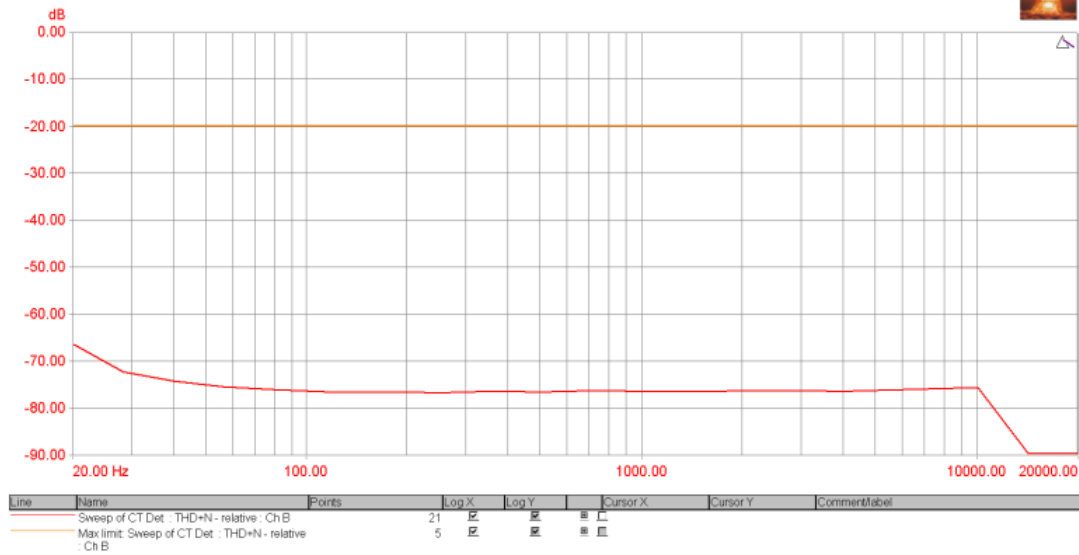
A05 THD+N vs Freq: PASSED

Measured at 2/4/2020 10:08:34 PM

Generator Settings	
Channel A:	sine, 0 dBu at 1000 Hz
Channel B:	sine, 0 dBu at 1000 Hz



THD+N vs Frequency



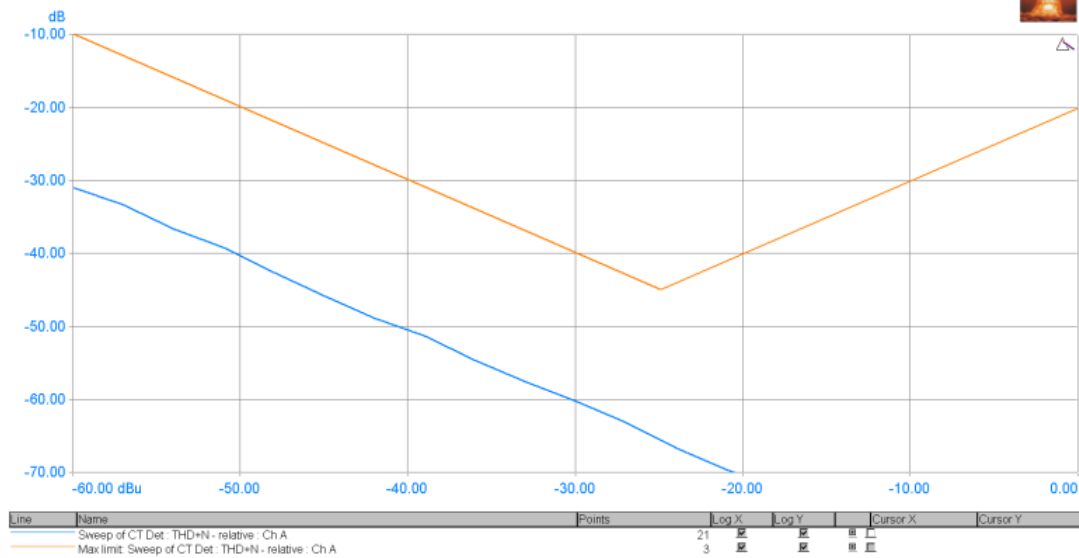
[Back to top](#)

A06 THD+N vs Ampl: PASSED

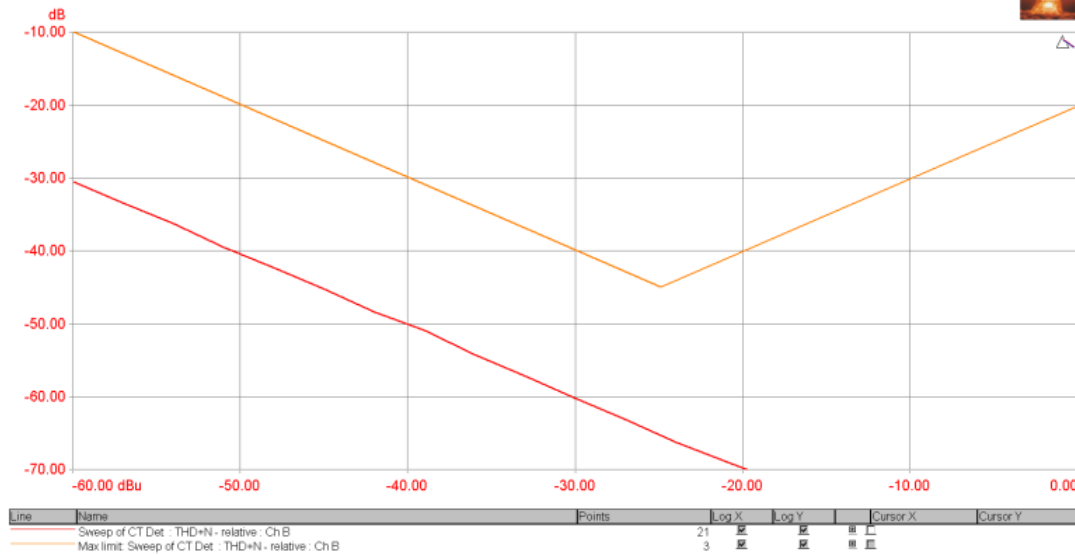
Measured at 2/4/2020 10:08:44 PM

Generator Settings	
Channel A:	sine, 0 dBu at 1000 Hz
Channel B:	sine, 0 dBu at 1000 Hz

THD+N vs Amplitude



THD+N vs Amplitude


[Back to top](#)

A07 Noise, SNR: PASSED

Measured at 2/4/2020 10:08:55 PM

Generator Settings		
Channel A:	sine, -60 dBFS at 1000 Hz	
Channel B:	sine, -60 dBFS at 1000 Hz	
FFT Detector Readings		
Noise (unweighted) (Channel A)	-108.136 dBr	< 200 dBr > -200 dBr
Noise (unweighted) (Channel B)	-107.859 dBr	< 200 dBr > -200 dBr
FFT 1 Settings: 22 Hz - 22 kHz, unweighted with window notch (14 bins) band-reject filter at the generator frequency		
SNR (Channel A)	-108.660 dBr	< 200 dBr > -200 dBr
SNR (Channel B)	-108.437 dBr	< 200 dBr > -200 dBr
FFT 2 Settings: 22 Hz - 22 kHz, unweighted with 1/3rd octave band-reject filter at the generator frequency		

[Back to top](#)

A08 Crosstalk A to B: PASSED

Measured at 2/4/2020 10:08:58 PM

Generator Settings		
Channel A:	sine, 0 dBu at 1000 Hz	
Channel B:	sine, 0 dBu at 1000 Hz	
CTA Readings		
Cross-talk (Channel B RMS)	-80.275 dB	< -45 dB
Settings: Channel relative, 22 Hz - 22 kHz, unweighted RMS with 1/24th octave band-pass filter at the opposite channel generator frequency		

[Back to top](#)

A09 Crosstalk B to A: PASSED

Measured at 2/4/2020 10:13:57 PM

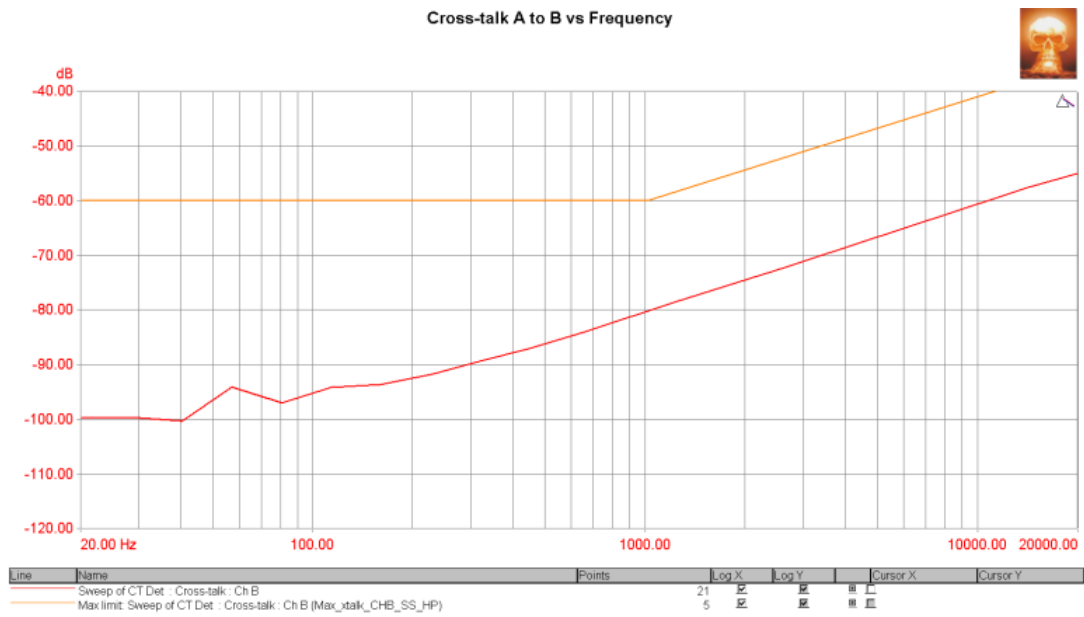
Generator Settings		
Channel A:	sine, 0 dBu at 1000 Hz	
Channel B:	sine, 0 dBu at 1000 Hz	
CTA Readings		
Cross-talk (Channel A RMS)	-76.679 dB	< -45 dB
Settings: Channel relative, 22 Hz - 22 kHz, unweighted RMS with 1/24th octave band-pass filter at the opposite channel generator frequency		

[Back to top](#)

A10 Crosstalk A to B vs Freq: PASSED

Measured at 2/4/2020 10:12:16 PM

Generator Settings	
Channel A:	sine, 0 dBu at 1000 Hz
Channel B:	sine, 0 dBu at 1000 Hz

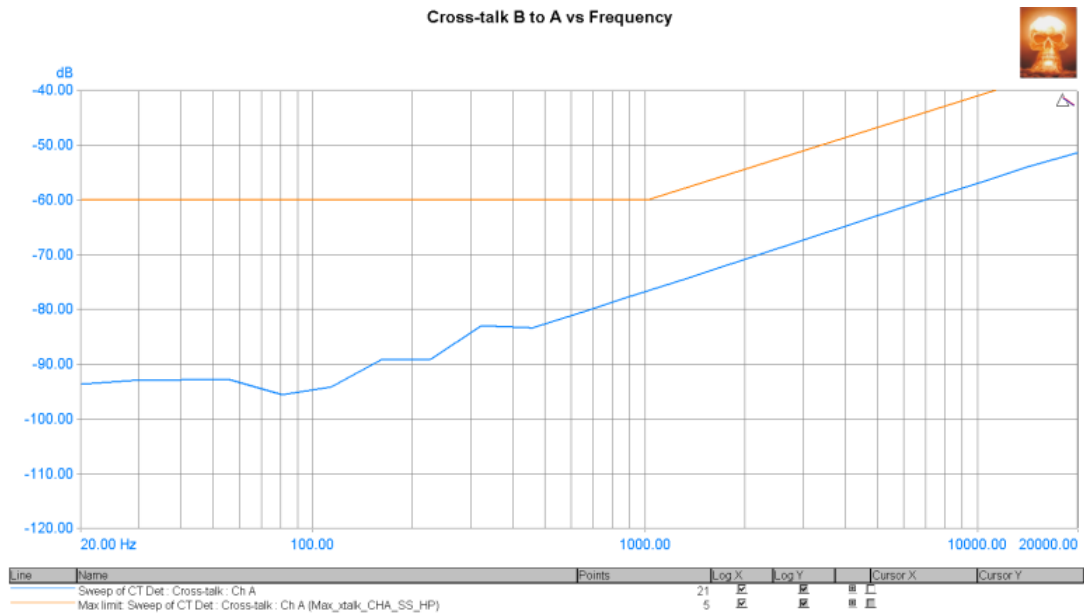


[Back to top](#)

A11 Crosstalk B to A vs Freq: PASSED

Measured at 2/4/2020 10:09:09 PM

Generator Settings	
Channel A:	sine, 0 dBu at 1000 Hz
Channel B:	sine, 0 dBu at 1000 Hz



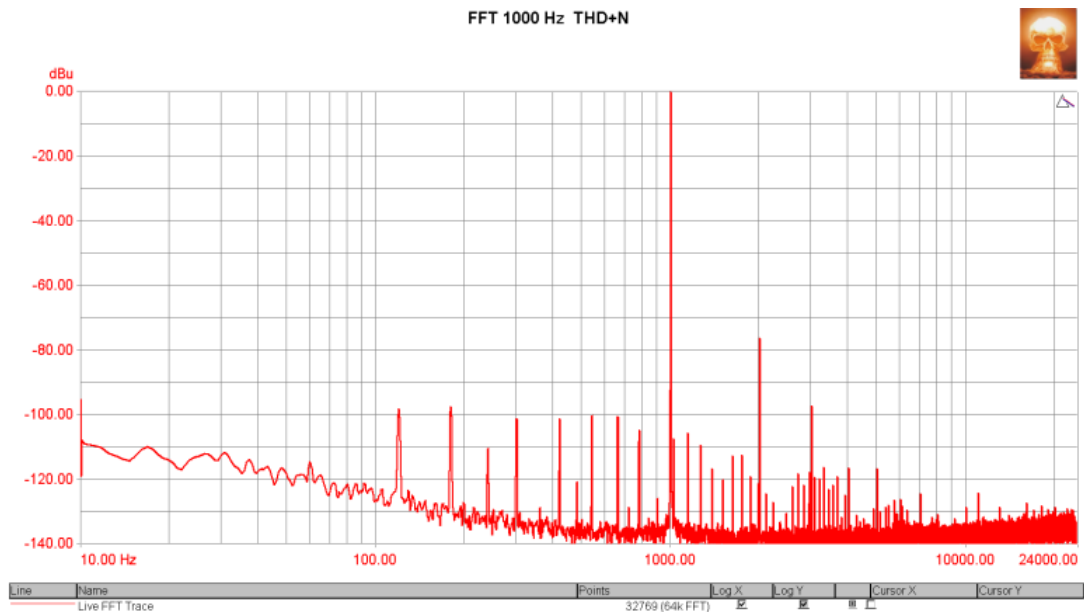
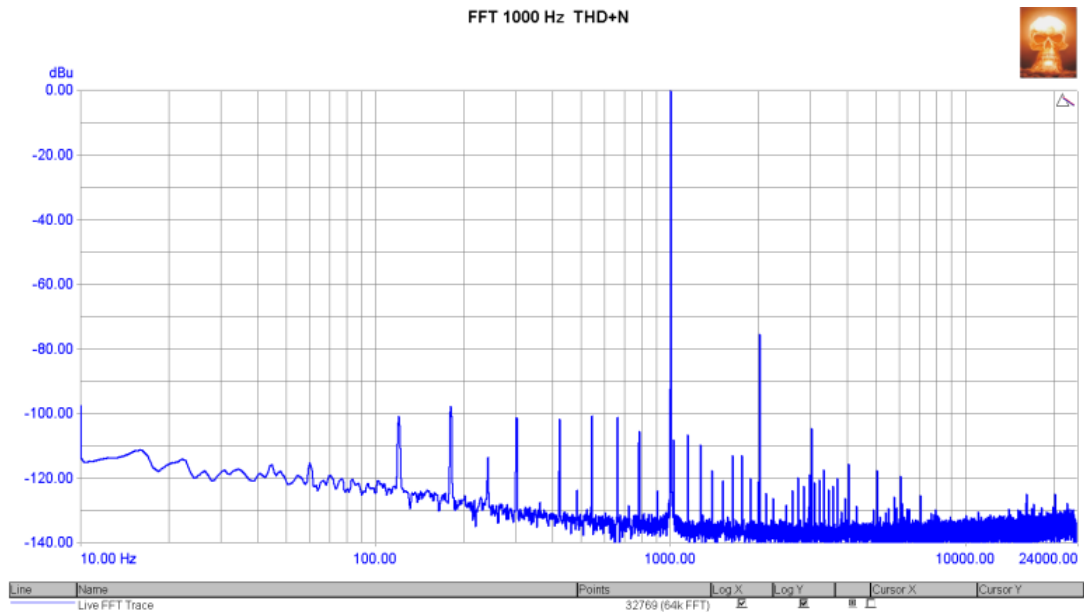
[Back to top](#)

A12 FFT 1000 Hz THD+N: PASSED

Generator Settings	
Channel A:	sine, 0 dBu at 1000 Hz
Channel B:	sine, 0 dBu at 1000 Hz

Signal Analyzer Readings		
RMS amplitude (Selected : Ch A)	0.055 dBu	Not limit checked.
RMS amplitude (Non-selected : Ch A)	-0.043 dBu	Not limit checked.

CTA Readings		
THD+N - relative (Selected : Ch ARMS)	0.01606 %	< 5 %
THD+N - relative (Non-selected : Ch ARMS)	0.01479 %	> 0 %
Settings: Self relative, 22 Hz - 22 kHz, unweighted RMS with 1/3rd octave band-reject filter at the input frequency		

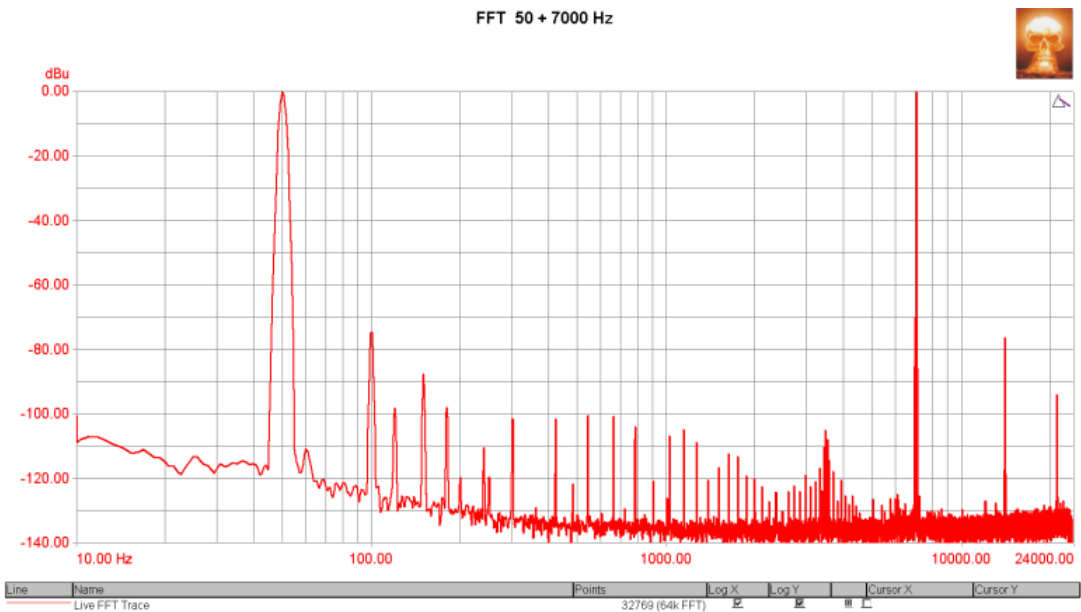
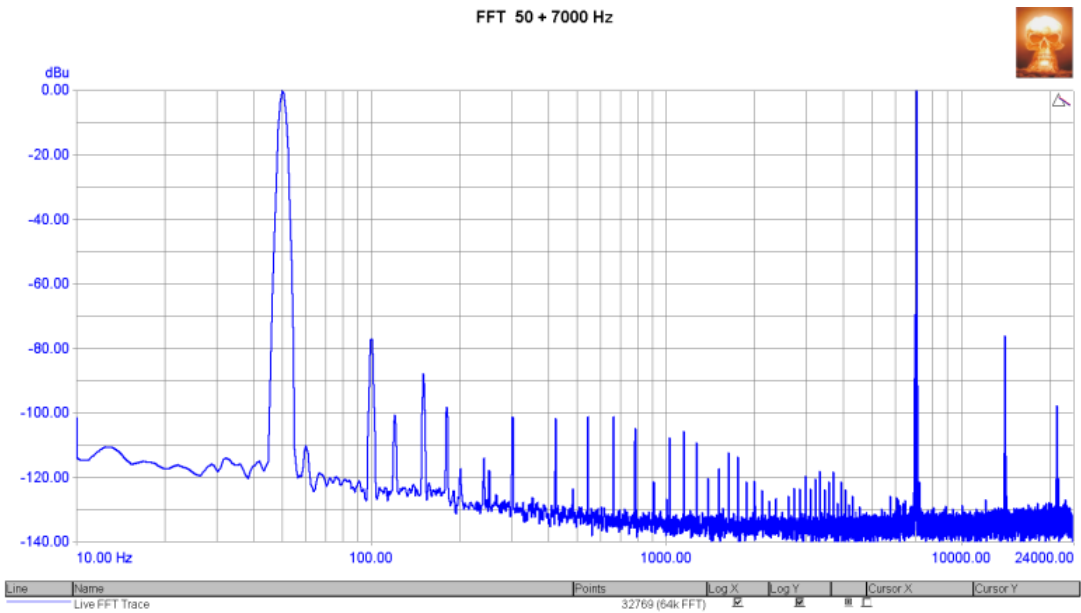


[Back to top](#)

A13 FFT 50+7000Hz: PASSED

Generator Settings		
Channel A:	Twin-tone, 0 dBu at 50 Hz and 1 amplitude ratio at 7000Hz	
Channel B:	Twin-tone, 0 dBu at 50 Hz and 1 amplitude ratio at 7000Hz	

Signal Analyzer Readings		
RMS amplitude (Channel A)	3.063 dBu	Not limit checked.
RMS amplitude (Channel B)	2.959 dBu	Not limit checked.



FFT Detector Readings		
IMD SMPTE-DIN (Channel A)	0.03294 %	< 7 % > 0 %
IMD SMPTE-DIN (Channel B)	0.03120 %	< 7 % > 0 %
FFTD 1 Settings: Self relative, 22 Hz - 22 kHz, unweighted with intermodulation notch band reject		

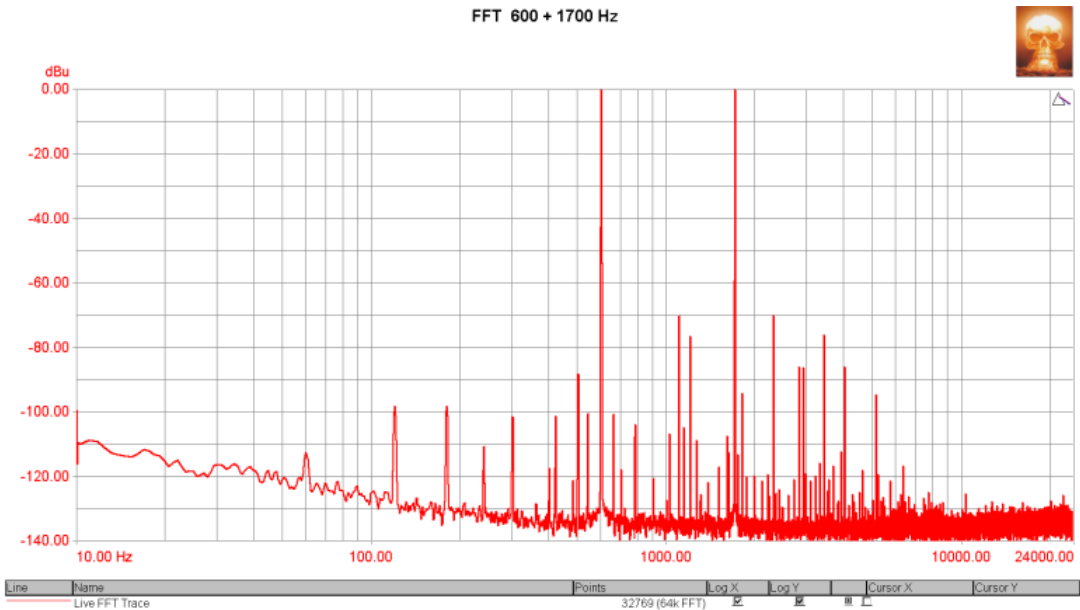
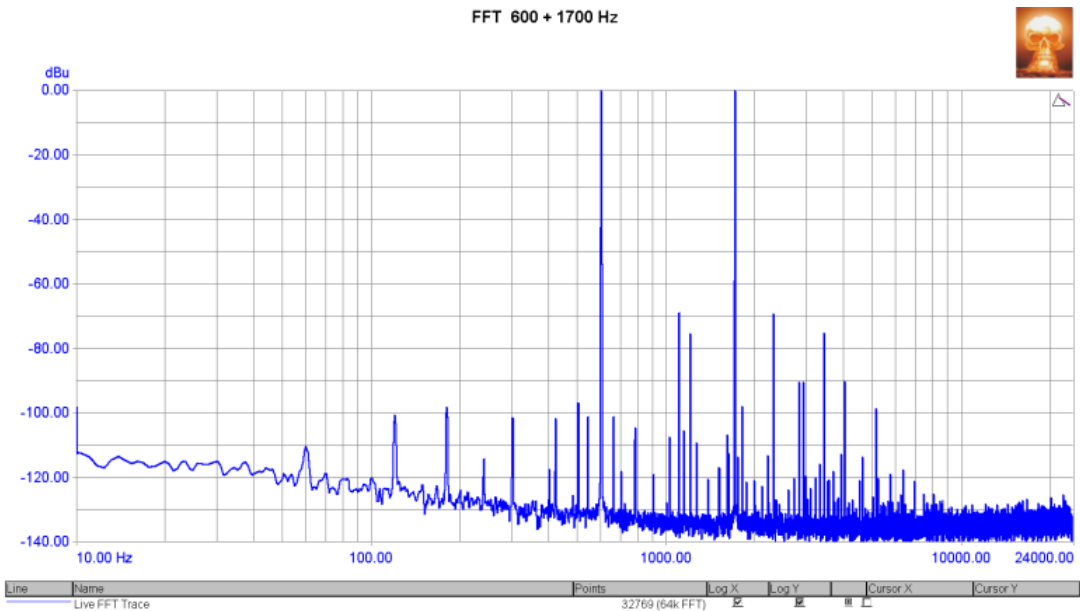
[Back to top](#)

A14 FFT 600+1700 Hz: PASSED

Measured at 2/4/2020 10:10:00 PM

Generator Settings		
Channel A:	Twin-tone, 0 dBu at 600 Hz and 1 amplitude ratio at 1700Hz	
Channel B:	Twin-tone, 0 dBu at 600 Hz and 1 amplitude ratio at 1700Hz	

Signal Analyzer Readings		
RMS amplitude (Channel A)	3.089 dBu	Not limit checked.
RMS amplitude (Channel B)	2.952 dBu	Not limit checked.



FFT Detector Readings		
IMD SMPTE-DIN (Channel A)	0.03606 %	< 7 % > 0 %
IMD SMPTE-DIN (Channel B)	0.03259 %	< 7 % > 0 %
FFT1 1 Settings: Self relative, 22 Hz - 22 kHz, unweighted with intermodulation notch band reject		

[Back to top](#)

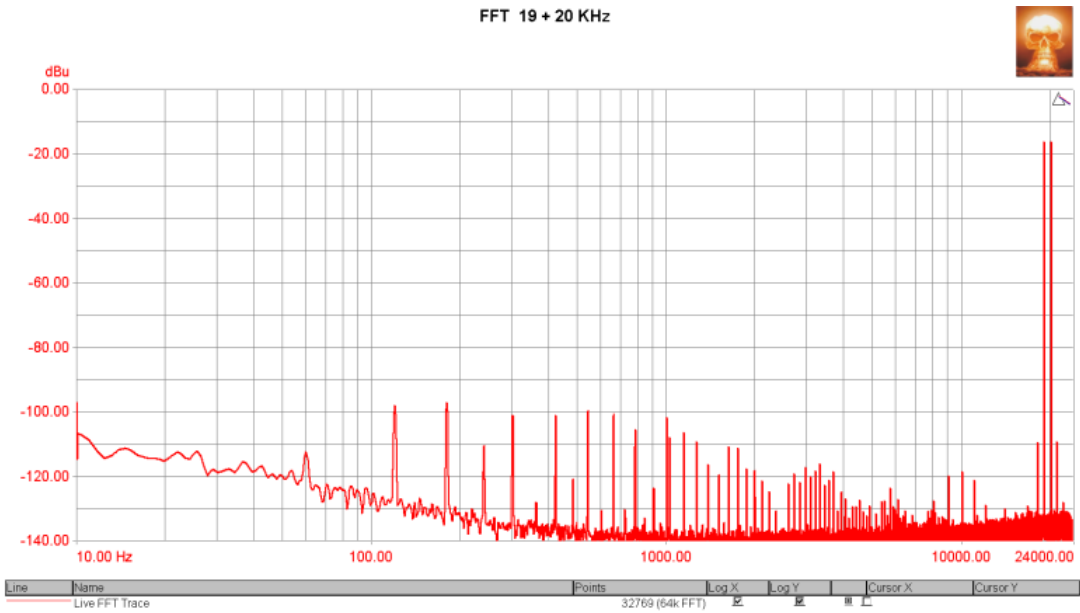
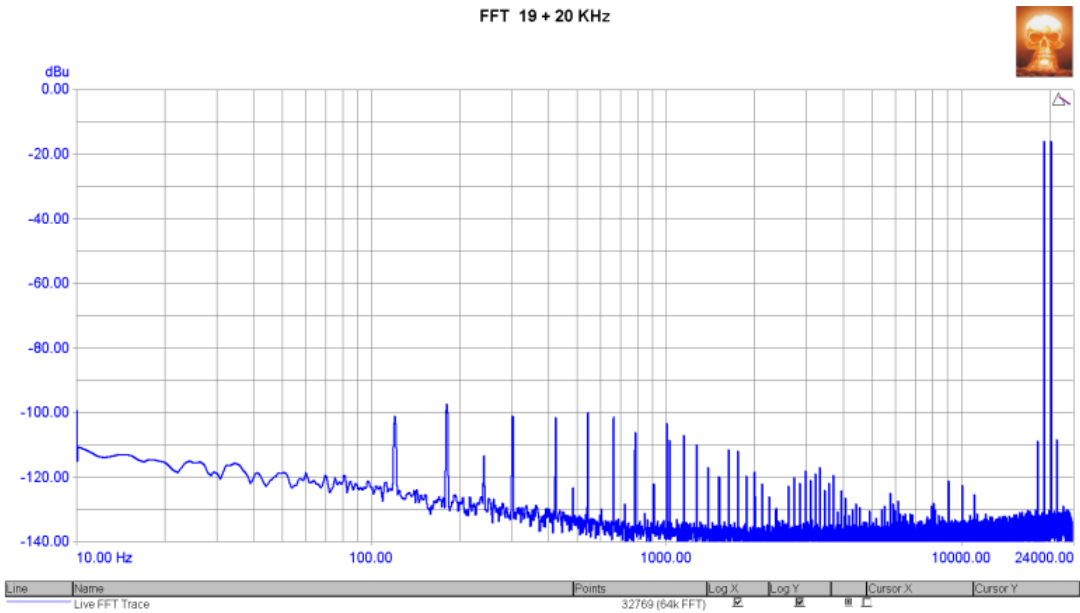
A15 FFT 19+20 KHz: PASSED

Measured at 2/4/2020 10:10:23 PM

Generator Settings		
Channel A:	Twin-tone, -16 dBu at 19000 Hz and 1 amplitude ratio at 1000 Hz offset	
Channel B:	Twin-tone, -16 dBu at 19000 Hz and 1 amplitude ratio at 1000 Hz offset	

Signal Analyzer Readings		
RMS amplitude (Channel A)	-13.004 dBu	Not limit checked.
RMS amplitude (Channel B)	-13.059 dBu	Not limit checked.

CTA Readings		
IMD CCIF (Channel A RMS)	0.00330 %	< 1 %
IMD CCIF (Channel B RMS)	0.00387 %	< 1 %
Settings: Self relative, 22 Hz - 22 kHz, unweighted RMS with 1/24th octave band-pass filter at the intermodulation difference frequency		

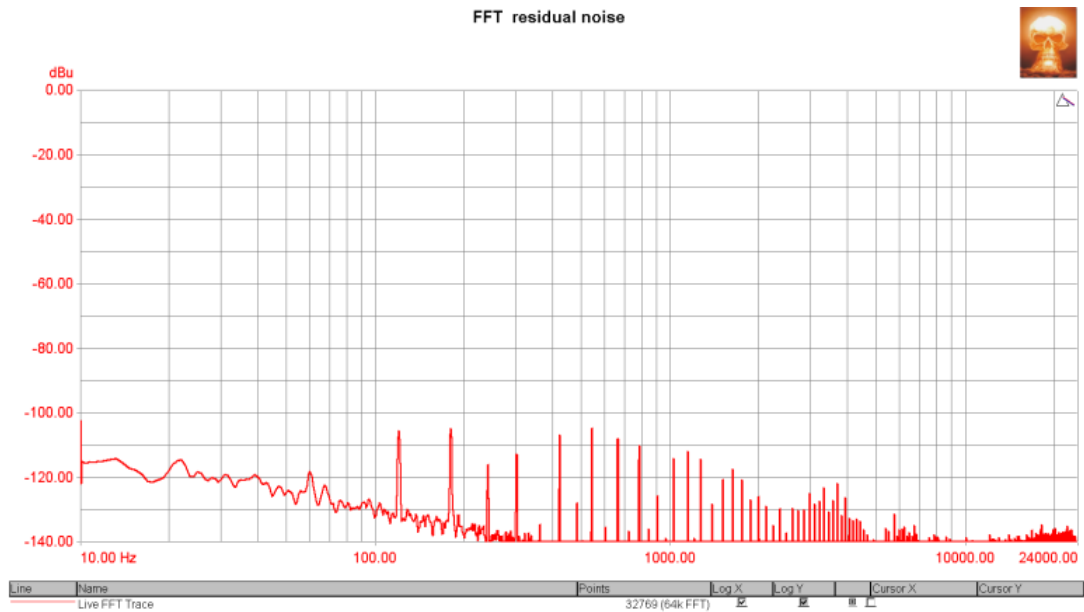
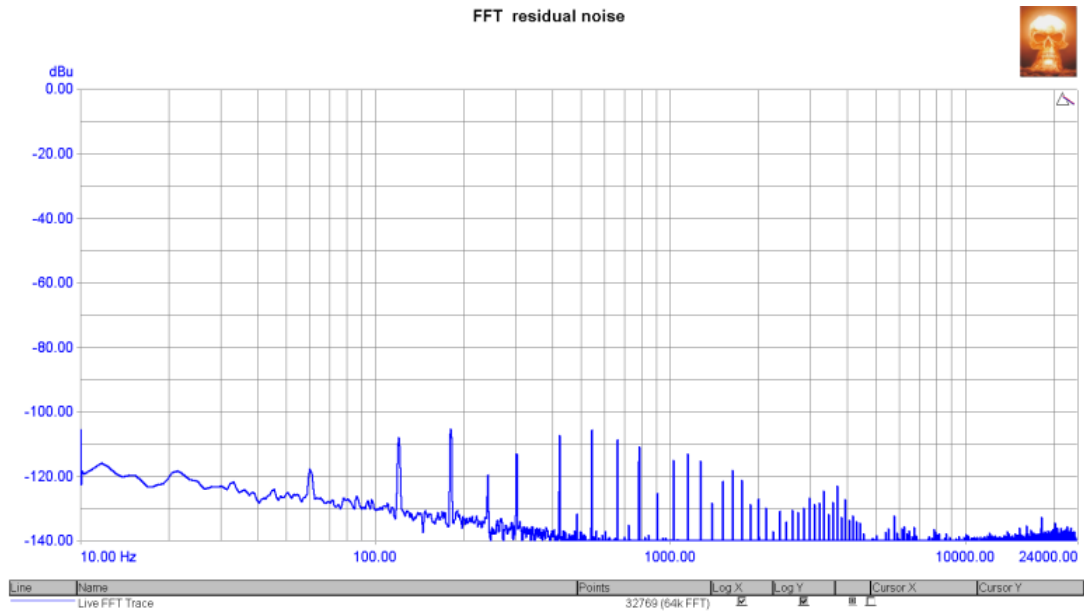


FFT Detector Readings		
IMD CCIF (Channel A)	0.00304 %	< 1 %
IMD CCIF (Channel B)	0.00368 %	< 1 %
FFT 1 Settings: Self relative, 22 Hz - 22 kHz, unweighted with window notch (14 bins) band-pass filter at the intermodulation difference frequency		

A16 FFT residual noise: PASSED

Measured at 2/4/2020 10:10:48 PM

Generator Settings			
Channel A:		Off	
Channel B:		Off	
Signal Analyzer Readings			
RMS amplitude (Channel A)		-89.650 dBu	Not limit checked.
RMS amplitude (Channel B)		-89.424 dBu	Not limit checked.



FFT Detector Readings			
Noise (residual) (Channel A)		-96.480 dBu	< -80 dBu > -140 dBu
Noise (residual) (Channel B)		-96.156 dBu	< -80 dBu > -140 dBu
FFTD 1 Settings: 22 Hz - 22 KHz, unweighted with band-reject notch filters, fundamental to the 10th harmonic			