

# Matrix XSP ASIO 44K Bal 160 dBFS scale redux REPORT

Overall Result: PASS

SUMMARY:	RESULT
A01 Ampl, Phase, Gain	✓
A02 Ampl, Phase vs Freq	✓
A03 Gain vs Ampl	✓
A04 THD+N, THD, nth-HD	✓
A05 THD+N vs Freq	✓
A06 THD+N vs Ampl	✓
A07 Noise, DNR	✓
A08 Crosstalk A to B	✓
A09 Crosstalk B to A	✓
A10 Crosstalk A to B vs Freq	✓
A11 Crosstalk B to A vs Freq	✓
A12 FFT 1000 Hz THD+N	✓
A13 FFT 50+7000Hz	✓
A14 FFT 600+1700 Hz	✓
A15 FFT 19+20 KHz	✓
A16 FFT residual noise	✓
A17 FFT -90 dBFS	OK
A18 FFT -90 dBFS 16 bit	OK
A19 FFT imaging	OK
A20 FFT inferred jitter	OK

**KEY:** ✓ = Test passes, ✗ = Test fails, OK = Test has run but has no limit checking, (✗) = Test has failed to run or has not completed,  
[✓] = Test passes but is not required, [✗] = Test fails but is not required, ? = Test is required but has not been run.  
- = Test is not required.

[Back to top](#)

## A01 Ampl, Phase, Gain: PASSED

Measured at 5/8/2020 9:42:08 AM

Generator Settings	
Channel A:	sine, 0 dBFS at 1000 Hz
Channel B:	sine, 0 dBFS at 1000 Hz

Signal Analyzer Readings		
RMS amplitude (Channel A)	15.042 dBu	< 24 dBu > -20 dBu
RMS amplitude (Channel B)	15.020 dBu	< 24 dBu > -20 dBu
Inter-channel phase	-0.02 °	< 10 ° > -10 °

CTA Readings		
Gain (Channel A RMS)	0.011 dB	< 20 dB > -40 dB
Gain (Channel B RMS)	-0.011 dB	< 20 dB > -40 dB
Settings: Generator relative, 22 Hz - 22 kHz, unweighted RMS with 1/3rd octave band-pass filter at the generator frequency		

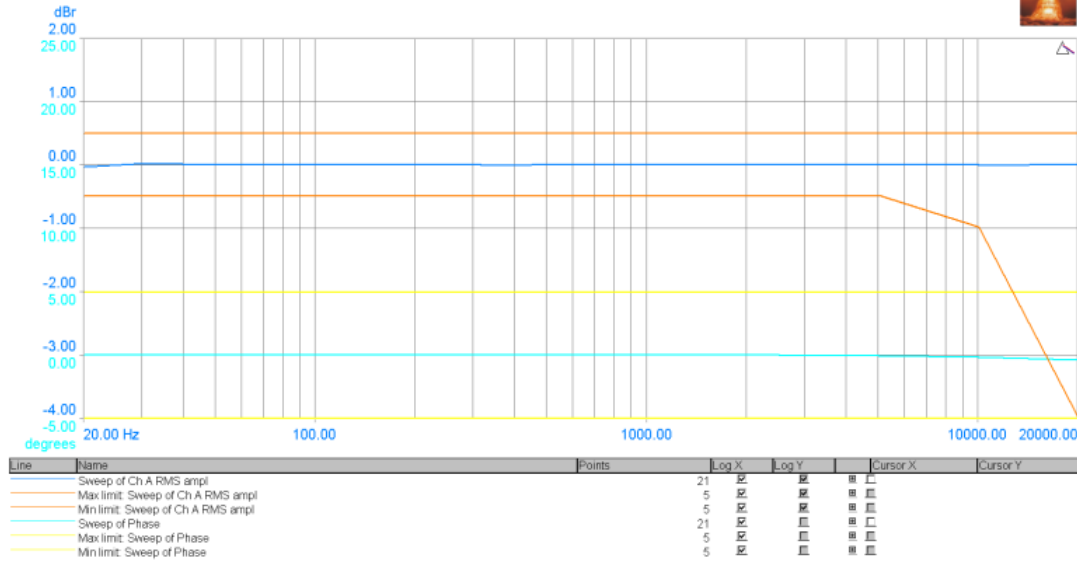
[Back to top](#)

## A02 Ampl, Phase vs Freq: PASSED

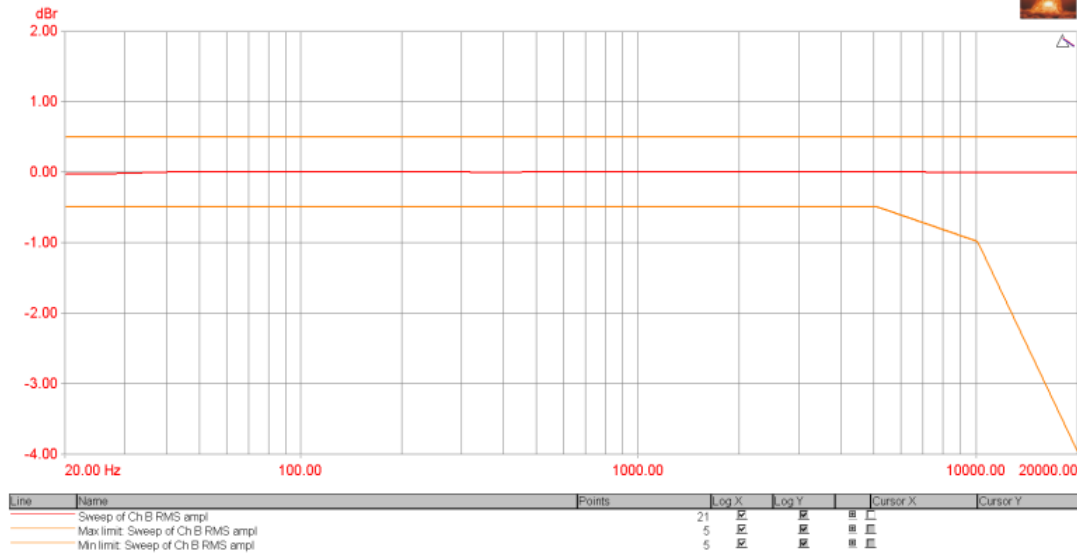
Measured at 5/8/2020 9:42:12 AM

Generator Settings	
Channel A:	sine, -3 dBFS at 1000 Hz
Channel B:	sine, -3 dBFS at 1000 Hz

# Frequency Response and Inter-channel Phase



# Frequency Response and Inter-channel Phase

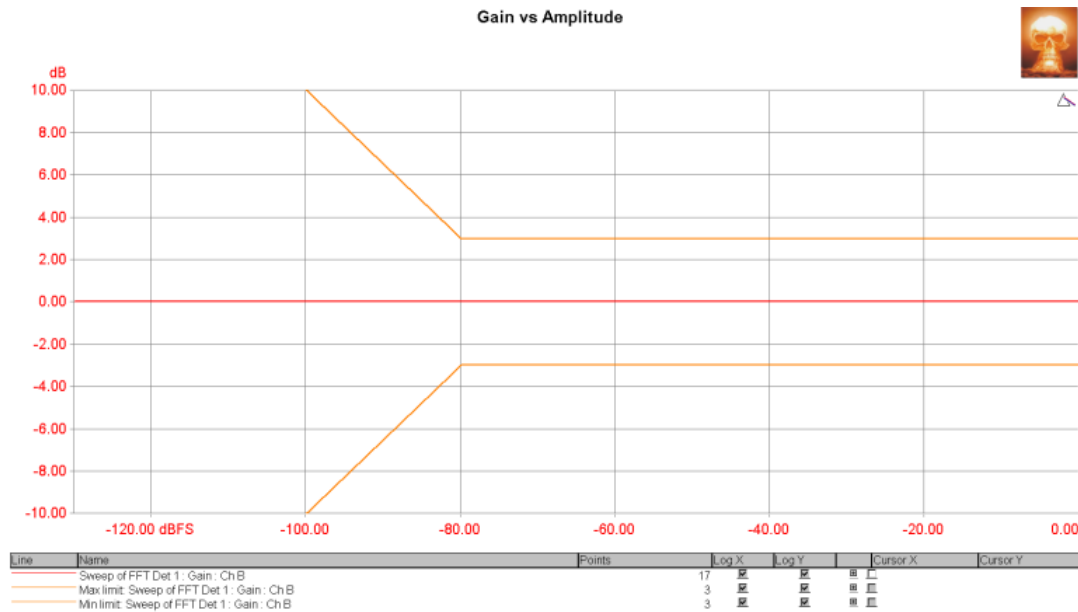
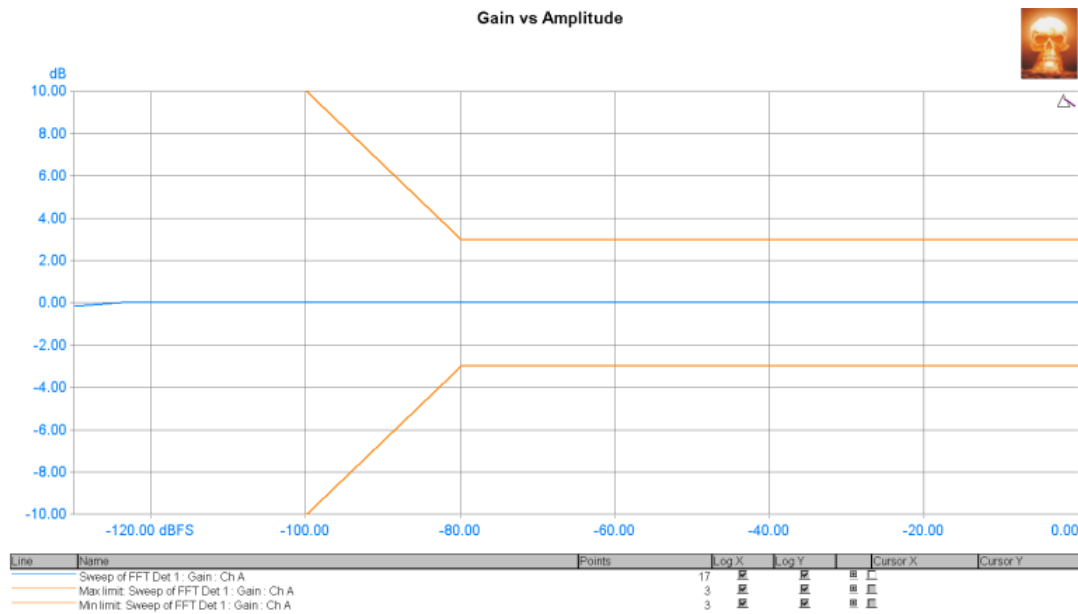


[Back to top](#)

A03 Gain vs Ampl: **PASSED**

Measured at 5/8/2020 9:42:20 AM

Generator Settings	
Channel A:	sine, -6 dBFS at 1000 Hz
Channel B:	sine, -6 dBFS at 1000 Hz



[Back to top](#)

**A04 THD+N,THD, nth-HD:** PASSED

Measured at 5/8/2020 9:43:24 AM

Generator Settings	
Channel A:	sine, 0 dBFS at 1000 Hz
Channel B:	sine, 0 dBFS at 1000 Hz

CTA Readings		
THD+N - relative (Channel A RMS)	0.00053 %	< 200 % > 0 %
THD+N - relative (Channel B RMS)	0.00040 %	< 200 % > 0 %
Settings: Self relative, 22 Hz - 20kHz AES17, unweighted RMS with 1/12th octave band-reject filter at the generator frequency		

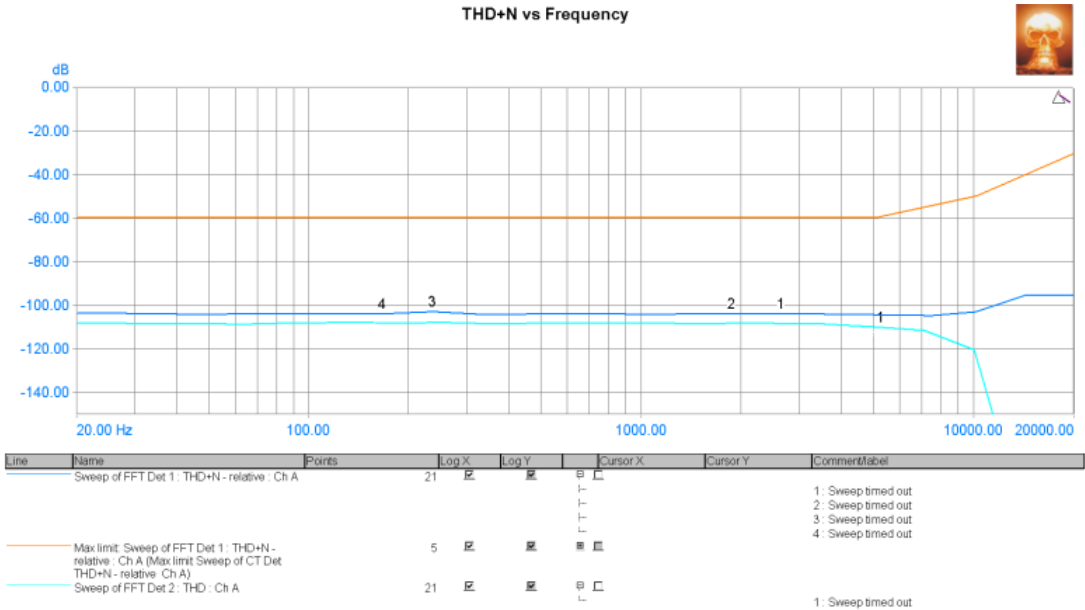
FFT Detector Readings		
THD (Channel A)	0.00038 %	< 200 % > 0 %
THD (Channel B)	0.00016 %	< 200 % > 0 %
FFTD 1 Settings: Self relative, 22 Hz - 20kHz AES17, unweighted with band-pass notch filters from the 2nd to 10th harmonics		
2nd Harmonic Distortion (Channel A)	0.00009 %	< 200 % > 0 %
2nd Harmonic Distortion (Channel B)	0.00007 %	< 200 % > 0 %
FFTD 2 Settings: Self relative, 22 Hz - 20kHz AES17, unweighted with band-pass notch filter at the 2nd harmonic		
3rd Harmonic Distortion (Channel A)	0.00036 %	< 200 % > 0 %
3rd Harmonic Distortion (Channel B)	0.00011 %	< 200 % > 0 %
FFTD 3 Settings: Self relative, 22 Hz - 20kHz AES17, unweighted with band-pass notch filter at the 3rd harmonic		
THD+N - relative (Channel A)	0.00040 %	< 200 % > 0 %
THD+N - relative (Channel B)	0.00019 %	< 200 % > 0 %
FFTD 4 Settings: Self relative, 22 Hz - 20kHz AES17, unweighted with window notch (14 bins) band-reject filter at the input frequency		

[Back to top](#)

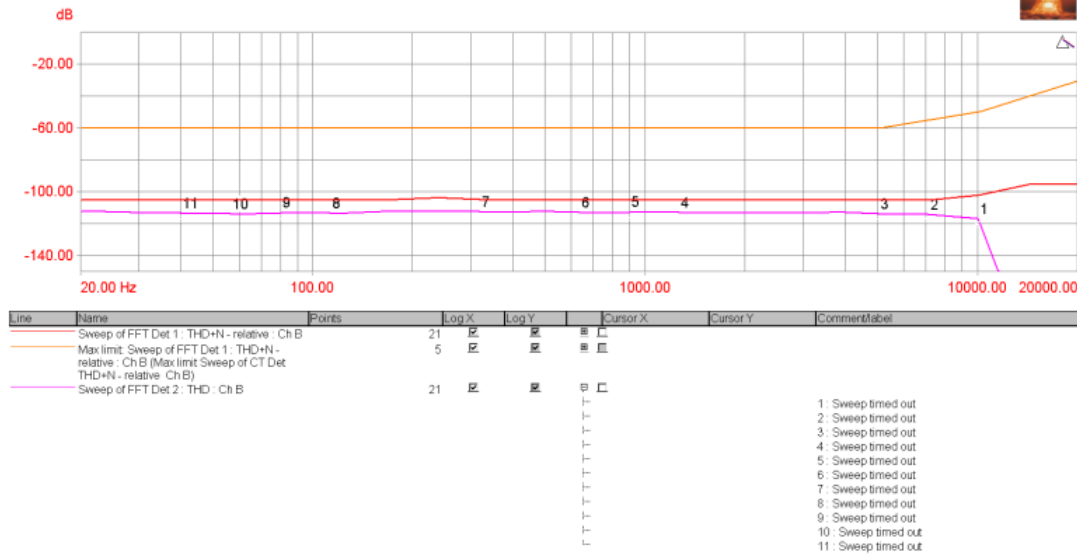
A05 THD+N vs Freq: PASSED

Measured at 5/8/2020 9:43:37 AM

Generator Settings	
Channel A:	sine, -3 dBFS at 1000 Hz
Channel B:	sine, -3 dBFS at 1000 Hz



# THD+N vs Frequency



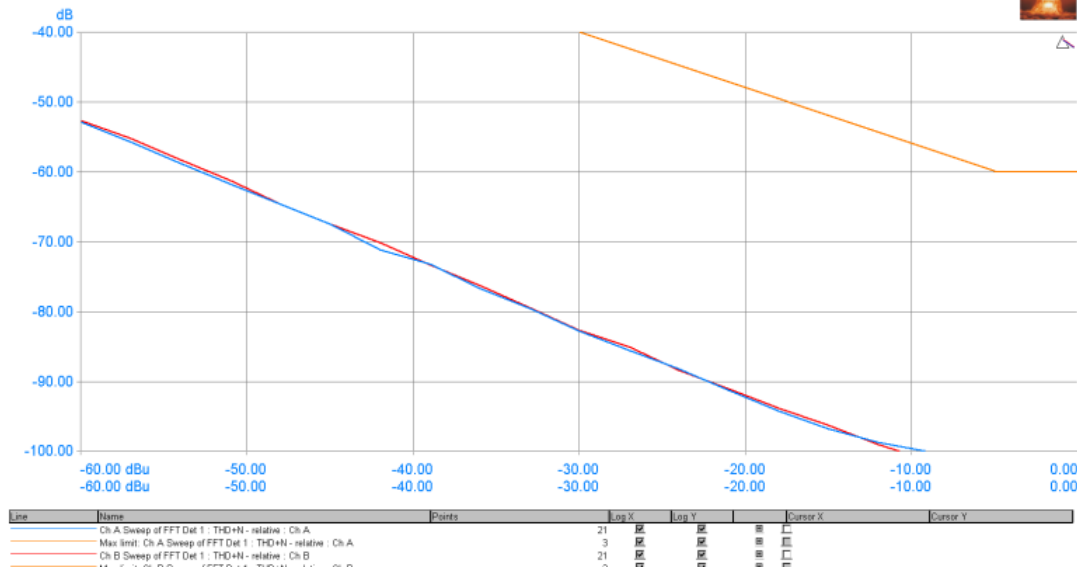
[Back to top](#)

## A06 THD+N vs Ampl: PASSED

Measured at 5/8/2020 9:45:16 AM

Generator Settings	
Channel A:	sine, -3 dBFS at 1000 Hz
Channel B:	sine, -3 dBFS at 1000 Hz

# THD+N vs Amplitude



[Back to top](#)

## A07 Noise, DNR: PASSED

Measured at 5/8/2020 9:46:01 AM

Generator Settings	
Channel A:	sine, -60 dBFS at 1000.488 Hz
Channel B:	sine, -60 dBFS at 1000.488 Hz

FFT Detector Readings		
THD+N - relative (Channel A)	-81.486 dB	Not limit checked.
THD+N - relative (Channel B)	-81.350 dB	Not limit checked.
FFTD 1 Settings: Self relative, 22 Hz - 22 kHz, unweighted with 1/3rd octave band-reject filter at the generator frequency		
Noise (residual) (Channel A)	-126.541 dBu	Not limit checked.
Noise (residual) (Channel B)	-126.423 dBu	Not limit checked.
FFTD 2 Settings: 22 Hz - 22 kHz, unweighted with band-reject notch filters, fundamental to the 10th harmonic		
DAC DNR Residual Async	141.578 dB	< 150 dB > 60 dB
DAC DNR Residual Async	141.438 dB	< 150 dB > 60 dB
FFTD 3 Settings: User: DAC SNR Residual Async		

[Back to top](#)

A08 Crosstalk A to B: PASSED

Measured at 5/8/2020 9:46:19 AM

Generator Settings	
Channel A:	sine, -3 dBFS at 1000 Hz
Channel B:	sine, -3 dBFS at 1000 Hz

CTA Readings		
Cross-talk (Channel B RMS)	-152.475 dB	< -45 dB
Settings: Channel relative, 22 Hz - 22 kHz, unweighted RMS with 1/24th octave band-pass filter at the opposite channel generator frequency		

[Back to top](#)

A09 Crosstalk B to A: PASSED

Measured at 5/8/2020 9:46:25 AM

Generator Settings	
Channel A:	sine, -3 dBFS at 1000 Hz
Channel B:	sine, -3 dBFS at 1000 Hz

CTA Readings		
Cross-talk (Channel A RMS)	-150.254 dB	< -45 dB
Settings: Channel relative, 22 Hz - 22 kHz, unweighted RMS with 1/24th octave band-pass filter at the opposite channel generator frequency		

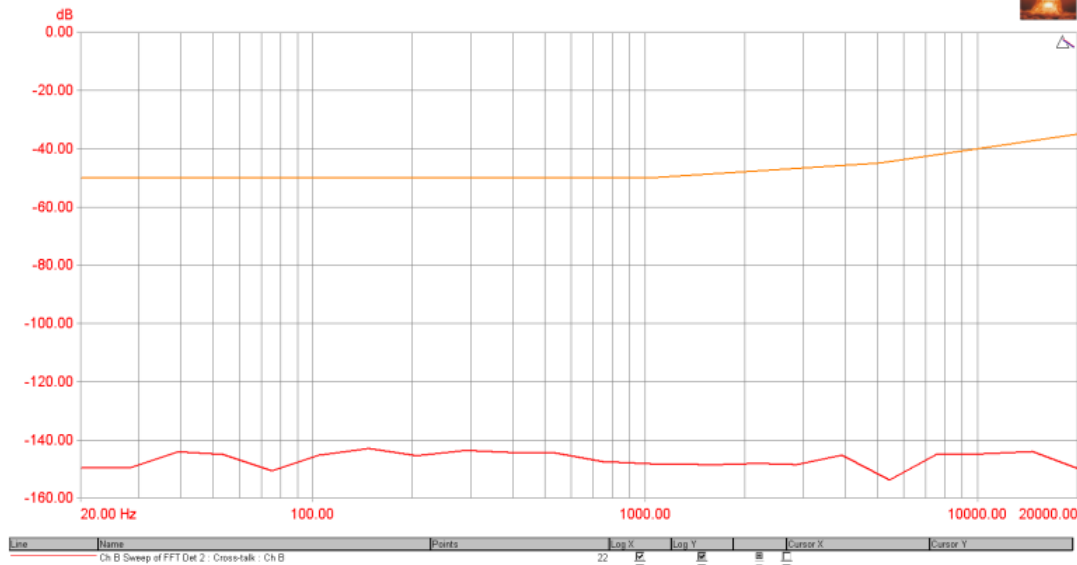
[Back to top](#)

A10 Crosstalk A to B vs Freq: PASSED

Measured at 5/8/2020 9:46:32 AM

Generator Settings	
Channel A:	sine, -3 dBFS at 1000 Hz
Channel B:	sine, -3 dBFS at 1000 Hz

Cross-talk A to B vs Frequency


[Back to top](#)

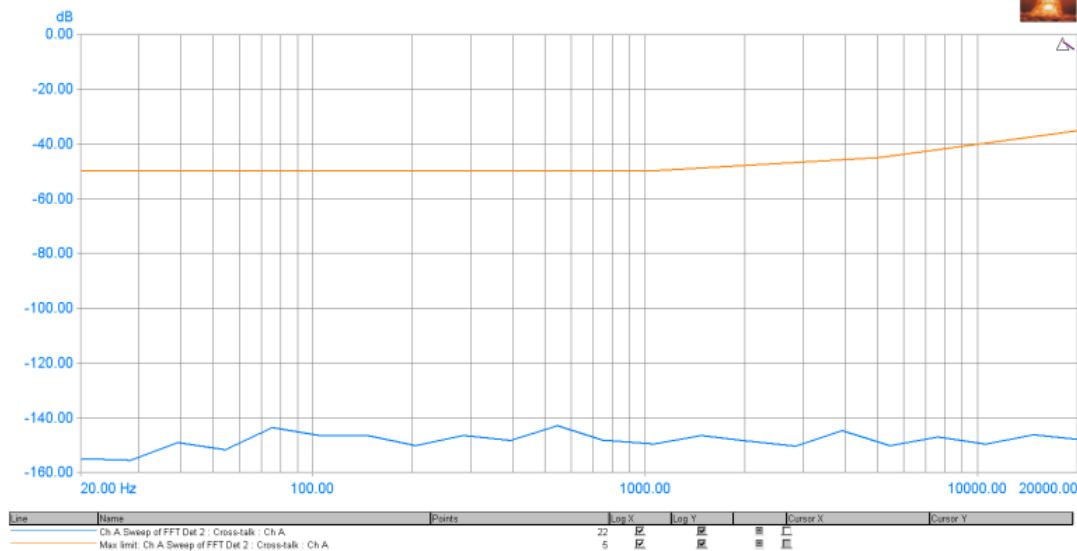
## A11 Crosstalk B to A vs Freq: PASSED

Measured at 5/8/2020 9:47:30 AM

## Generator Settings

Channel A:	sine, -3 dBFS at 1000 Hz
Channel B:	sine, -3 dBFS at 1000 Hz

Cross-talk A to B vs Frequency


[Back to top](#)

## A12 FFT 1000 Hz THD+N: PASSED

Measured at 5/8/2020 9:48:24 AM

## Generator Settings

Channel A:	sine, -3 dBFS at 1000 Hz
Channel B:	sine, -3 dBFS at 1000 Hz

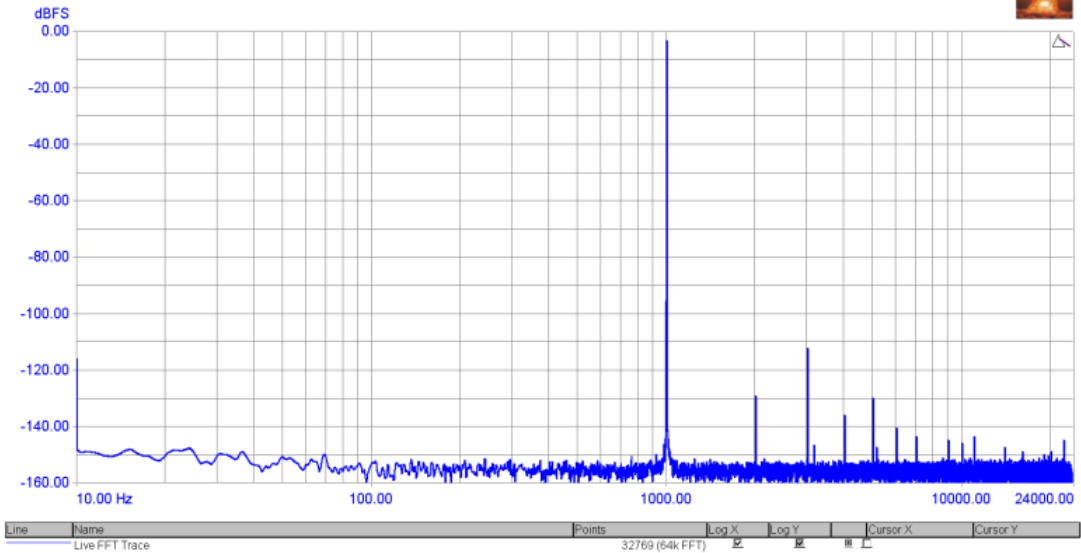
## Signal Analyzer Readings

RMS amplitude (Selected : Ch A)	12.042 dBu	Not limit checked.
RMS amplitude (Non-selected : Ch A)	12.020 dBu	Not limit checked.

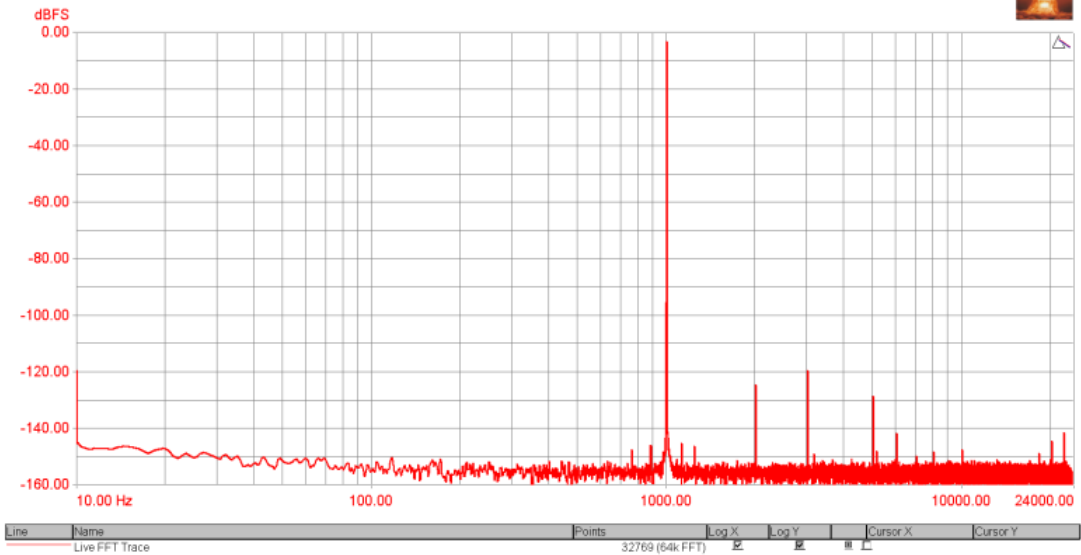
CTA Readings

THD+N - relative (Selected : Ch A RMS)	0.00059 %	< 0.075 % > 0.00000001 %
THD+N - relative (Non-selected : Ch A RMS)	0.00048 %	< 0.075 % > 0.00000001 %
Settings: Self relative, 22 Hz - 20kHz AES17, unweighted RMS with 1/3rd octave band-reject filter at the input frequency		

FFT 1000 Hz THD+N



FFT 1000 Hz THD+N



FFT Detector Readings

THD+N - relative (Channel A)	0.00042 %	Not limit checked.
THD+N - relative (Channel B)	0.00030 %	Not limit checked.
FFTD 1 Settings: Self relative, 22 Hz - 20kHz AES17, unweighted with window notch (14 bins) band-reject filter at the input frequency		

[Back to top](#)

A13 FFT 50+7000Hz: PASSED

Measured at 5/8/2020 9:49:46 AM

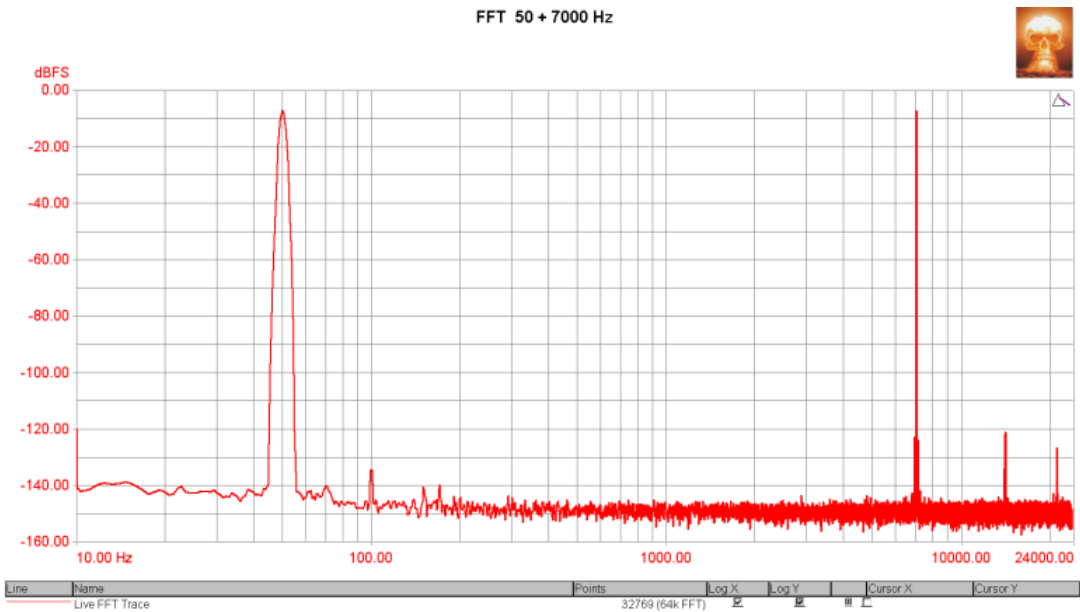
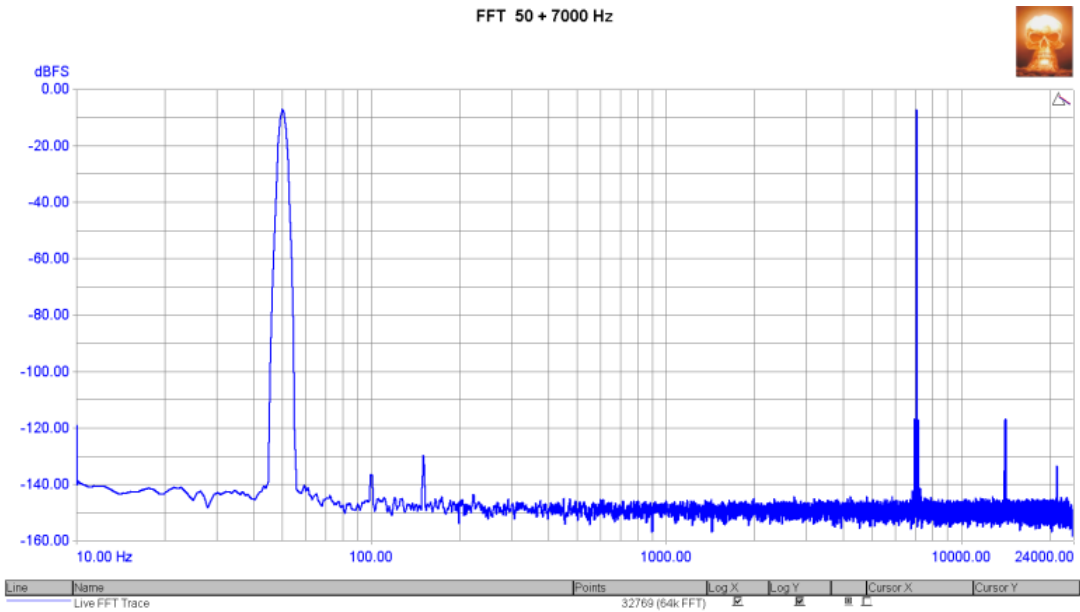
Generator Settings

Channel A:	Twin-tone, -7 dBFS at 50 Hz and 1 amplitude ratio at 7000Hz
Channel B:	Twin-tone, -7 dBFS at 50 Hz and 1 amplitude ratio at 7000Hz



Signal Analyzer Readings			
RMS amplitude (Channel A)		11.050 dBu	Not limit checked.
RMS amplitude (Channel B)		11.027 dBu	Not limit checked.

CTA Readings			
IMD SMPTE-DIN (Channel A RMS)		0.00034 %	< 0.05 % > 0 %
IMD SMPTE-DIN (Channel B RMS)		0.00021 %	< 0.05 % > 0 %
Settings: Self relative, 22 Hz - 22 kHz, unweighted RMS using SMPTE-DIN IMD demodulation.			



[Back to top](#)

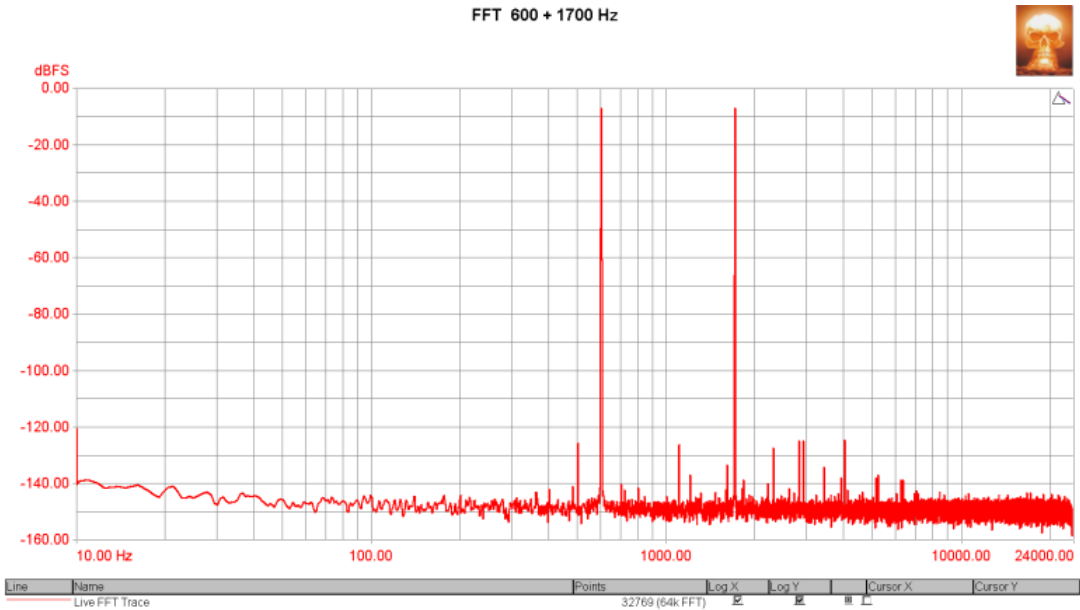
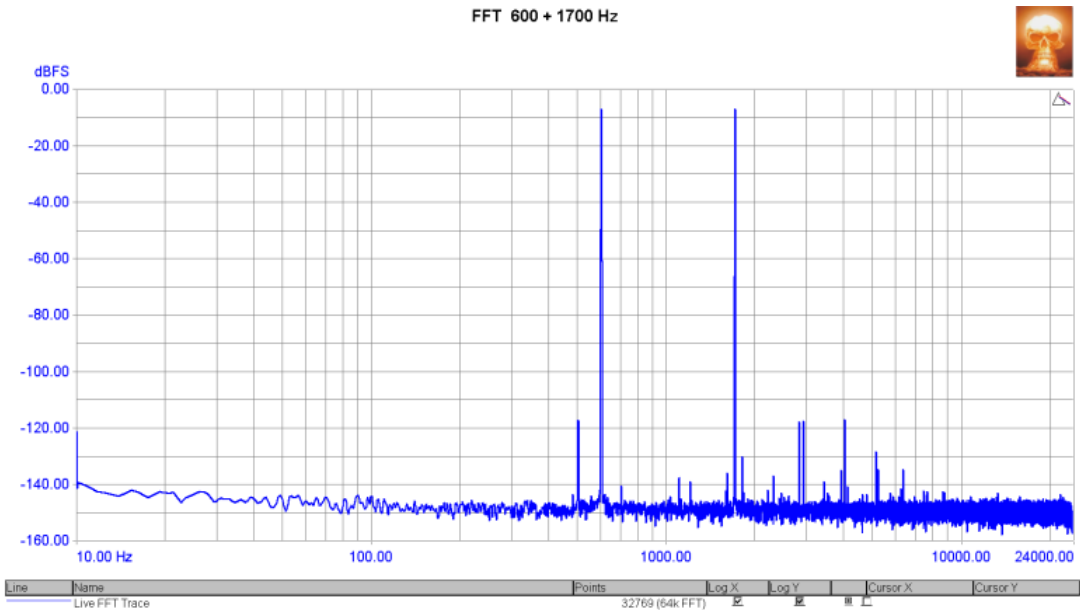
**A14 FFT 600+1700 Hz: PASSED**

Measured at 5/8/2020 9:50:10 AM

Generator Settings	
Channel A:	Twin-tone, -7 dBFS at 600 Hz and 1 amplitude ratio at 1700Hz
Channel B:	Twin-tone, -7 dBFS at 600 Hz and 1 amplitude ratio at 1700Hz

Signal Analyzer Readings		
RMS amplitude (Channel A)	11.037 dBu	Not limit checked.
RMS amplitude (Channel B)	11.037 dBu	Not limit checked.

CTA Readings		
IMD SMPTE-DIN (Channel A RMS)	0.01274 %	< 0.02 % > 0 %
IMD SMPTE-DIN (Channel B RMS)	0.01266 %	< 0.02 % > 0 %
Settings: Self relative, 22 Hz - 22 kHz, unweighted RMS using SMPTE-DIN IMD demodulation.		



[Back to top](#)

**A15 FFT 19+20 KHz: PASSED**

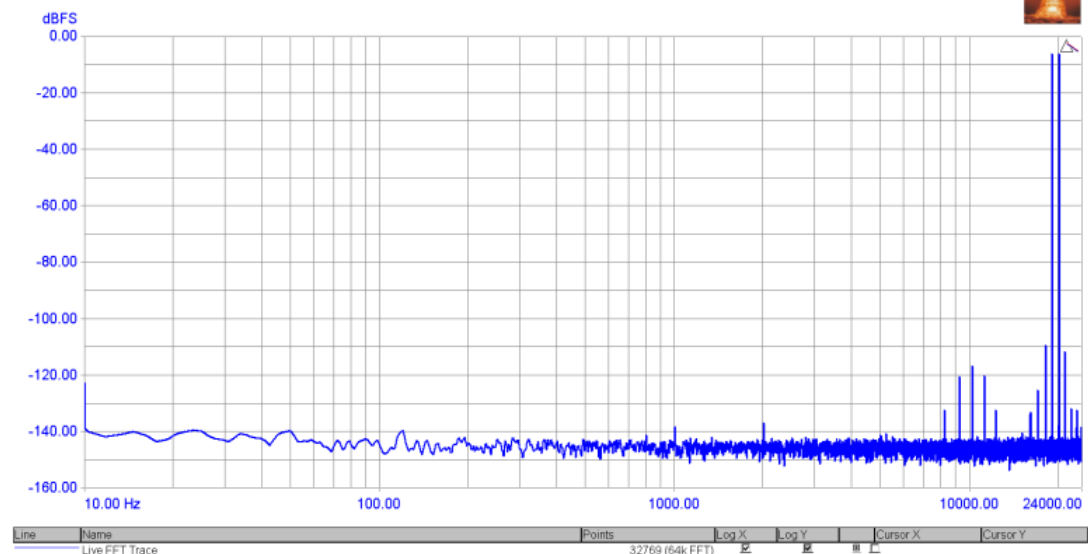
Measured at 5/8/2020 9:50:33 AM

Generator Settings	
Channel A:	Twin-tone, -6.03 dBFS at 19000 Hz and 0 dB offset at 1000 Hz offset
Channel B:	Twin-tone, -6.03 dBFS at 19000 Hz and 0 dB offset at 1000 Hz offset

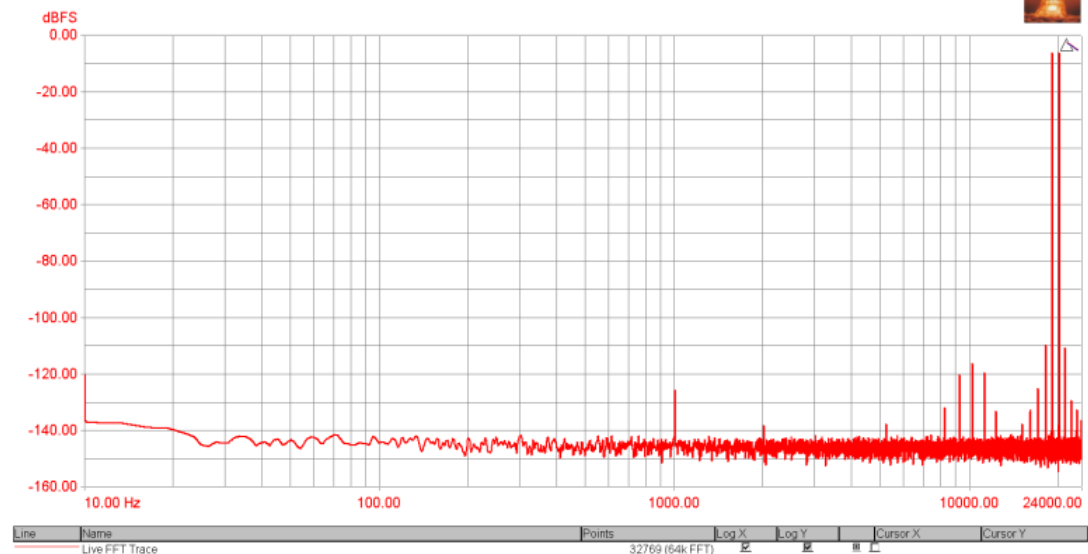
Signal Analyzer Readings		
RMS amplitude (Channel A)	12.006 dBu	Not limit checked.
RMS amplitude (Channel B)	11.965 dBu	Not limit checked.

CTA Readings		
IMD CCIF (Channel A RMS)	0.00038 %	< 0.1 %
IMD CCIF (Channel B RMS)	0.00038 %	< 0.1 %
Settings: Self relative, 22 Hz - 22 kHz, unweighted RMS with 1/24th octave band-pass filter at the intermodulation difference frequency		

FFT 19 + 20 KHz



FFT 19 + 20 KHz



FFT Detector Readings		
IMD CCIF (Channel A)	0.00002 %	< 0.1 %
IMD CCIF (Channel B)	0.00007 %	< 0.1 %
FFTD 1 Settings: Self relative, 22 Hz - 22 kHz, unweighted with window notch (14 bins) band-pass filter at the intermodulation difference frequency		

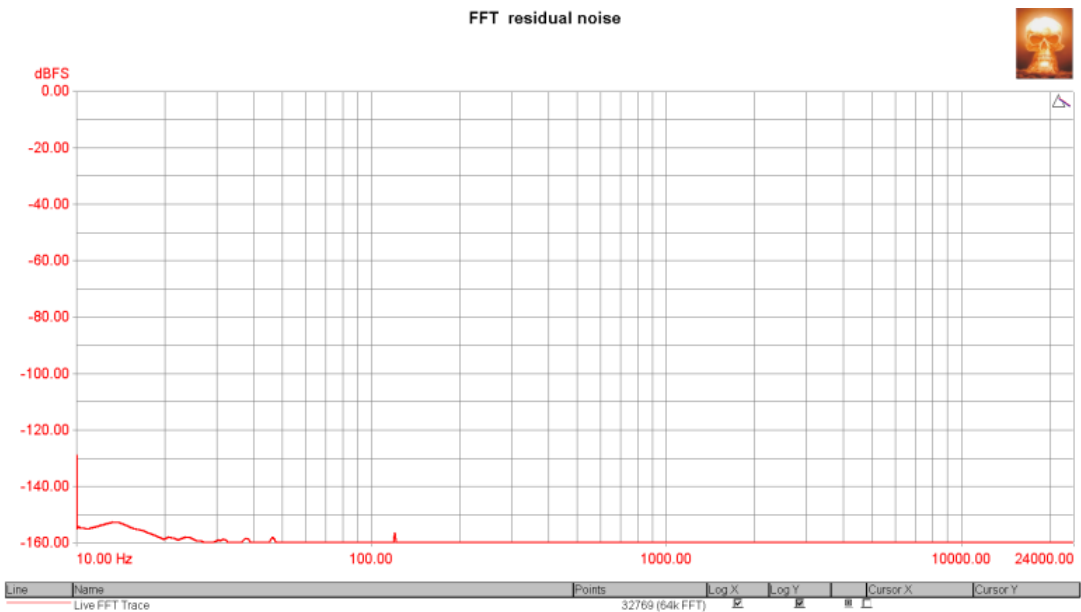
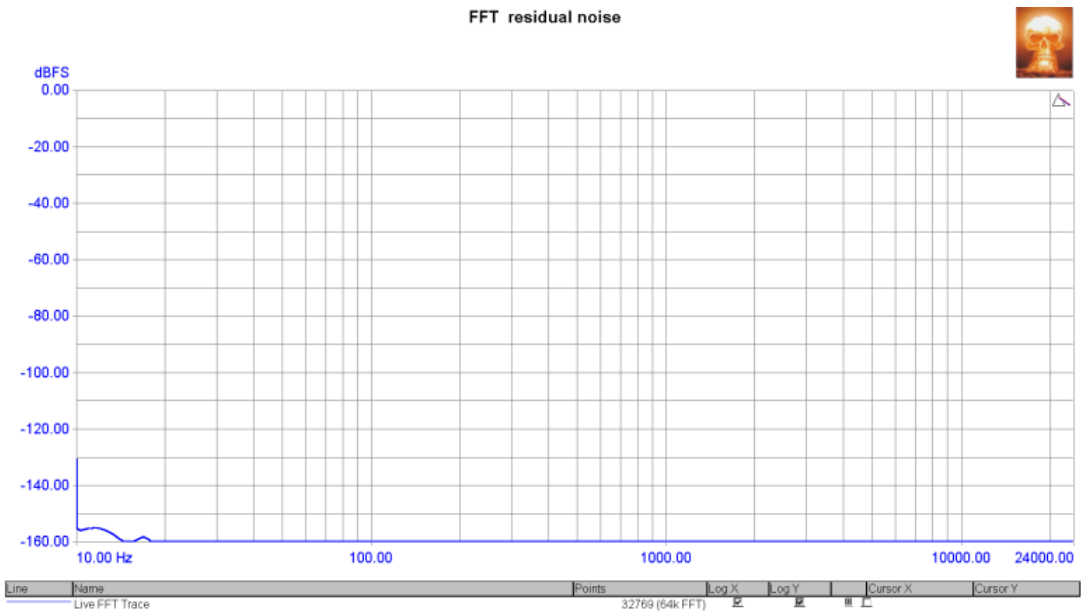
[Back to top](#)

A16 FFT residual noise: PASSED

Measured at 5/8/2020 9:50:56 AM

Generator Settings		
Channel A:		Off
Channel B:		Off

Signal Analyzer Readings		
RMS amplitude (Channel A)	-112.269 dBu	Not limit checked.
RMS amplitude (Channel B)	-111.566 dBu	Not limit checked.



FFT Detector Readings		
Noise (residual) (Channel A)	-127.894 dBFS	< -60 dBFS > -150 dBFS
Noise (residual) (Channel B)	-127.560 dBFS	< -60 dBFS > -150 dBFS
FFTD 1 Settings: 22 Hz - 22 kHz, unweighted with band-reject notch filters, fundamental to the 10th harmonic		

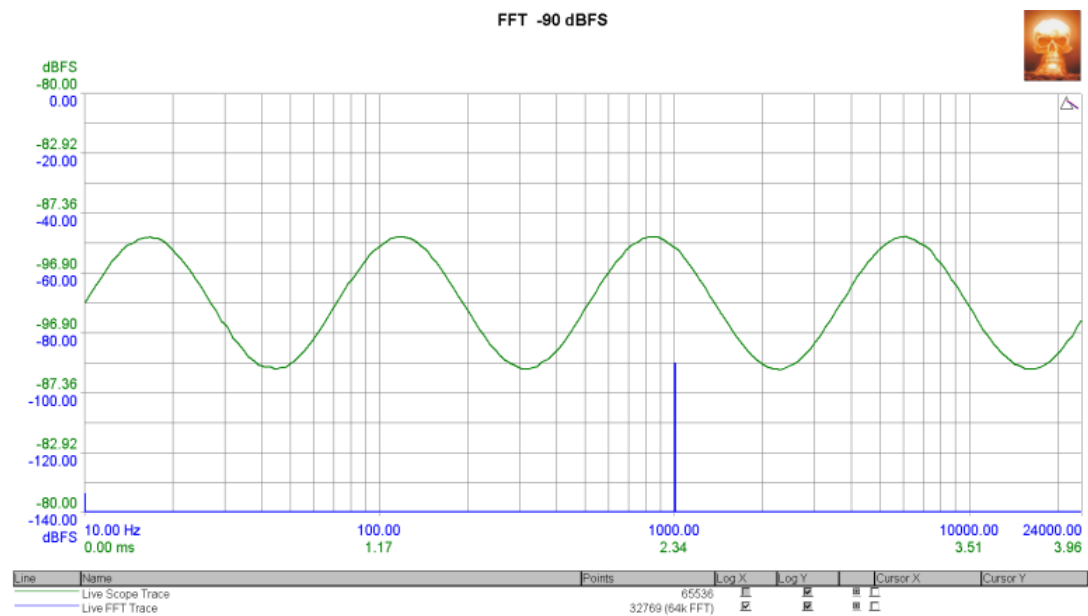
[Back to top](#)

A17 FFT -90 dBFS: Not limit checked.

Measured at 5/8/2020 9:51:20 AM

Generator Settings		
Channel A:	sine, -90 dBFS at 1000 Hz	
Channel B:	sine, -90 dBFS at 1000 Hz	

Signal Analyzer Readings		
RMS amplitude (Selected : Ch A)	-74.963 dBu	Not limit checked.



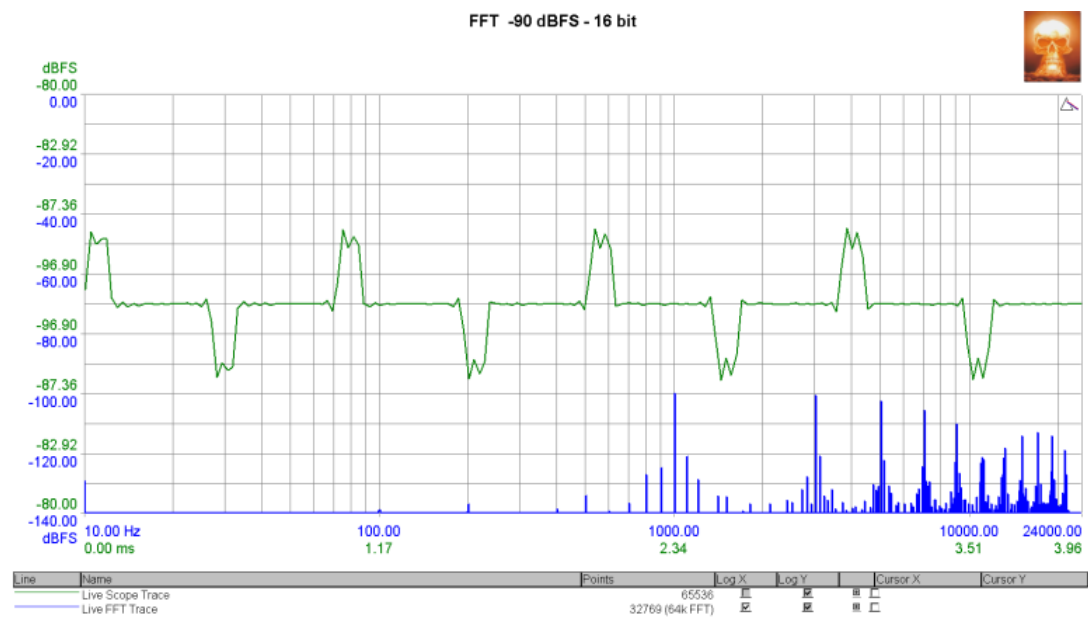
[Back to top](#)

**A18 FFT -90 dBFS 16 bit:** Not limit checked.

Measured at 5/8/2020 9:54:35 AM

Generator Settings		
Channel A:	sine, -90 dBFS at 1000 Hz	
Channel B:	sine, -90 dBFS at 1000 Hz	

Signal Analyzer Readings		
RMS amplitude (Selected : Ch A)	-79.996 dBu	Not limit checked.

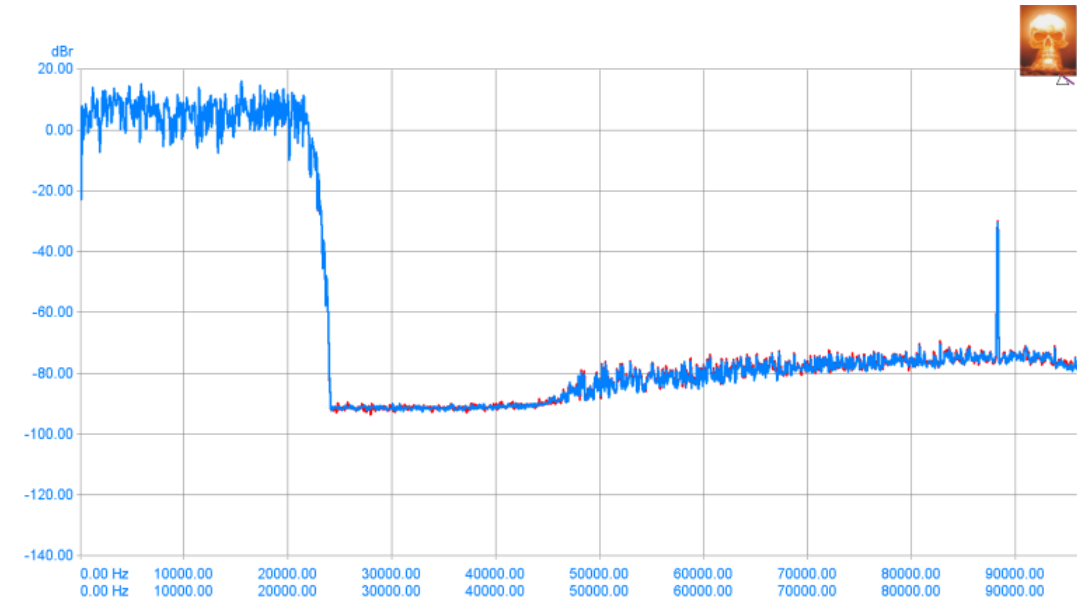


[Back to top](#)

A19 FFT imaging: Not limit checked.

Measured at 5/8/2020 9:52:04 AM

Generator Settings	
Channel A:	white noise, -6 dBFS
Channel B:	white noise, -6 dBFS (inverted)



[Back to top](#)

A20 FFT inferred jitter: Not limit checked.

Measured at 5/8/2020 9:52:27 AM

Generator Settings	
Channel A:	sine, -6 dBFS at 11025 Hz
Channel B:	sine, -6 dBFS at 11025 Hz (inverted)

